

Rosebel® Slabs





Do not use vibrating plate

Techniseal Sand 1 Bag - Approx. 75 ft² coverage

Pedestrian - Designed to withstand pedestrian traffic

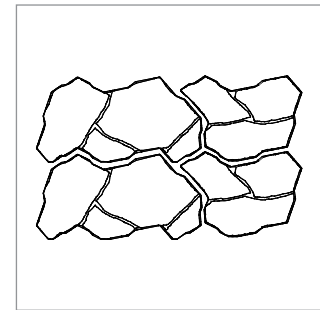
Rosebel® Slabs

	Dimensions (mm)	Dimensions (in)
	60 x 389 x 560	2 3/8 x 15 5/16 x 22
	60 x 389 x 756	2 3/8 x 15 5/16 x 29 3/4
Weight/unit (avg.)	24 kg	58 lb
Area/unit (avg.)	0.18 m ²	1,98 ft ²
Area/layer	0.73 m ²	7,90 ft ²
Area/cube	8,76 m²	12 Rows 94,80 ft²
Qty/cube	48 units	48 units
Weight/cube	1159 kg	2550 lb

Colours

Codes	Colours
PRESTIGE COLOURS	
10200631	Range Margaux Beige
10200632	Range Amboise Beige
STANDARD COLOURS	
10200633	Range Newport Grey
10200678	Range Norvick Grey
Can be double stacked	
Sold in full cubes only	
Production location – Woodstock	

Typical row



Specific Installation

If you place them randomly, you will create three different types of patterns.

Installation instruction:

- Two sizes of slabs
- Each with two different textures

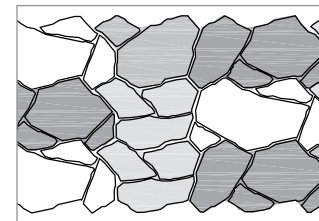
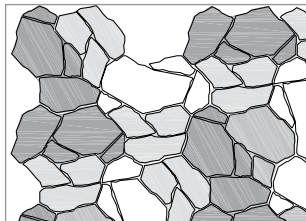
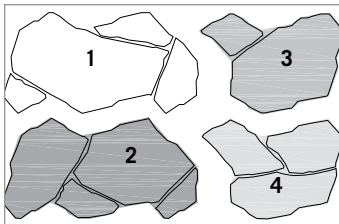
1ST PATTERN:

Duos B turned on themselves with a 120° angle (1/3 turn) in one way or the other, then put in place at 30° one from the other. This will give less linear repetition of the joints.

2ND PATTERN:

Install Duos A horizontally and vertically.

Permacon recommends this installation method.



Notes

This product is installed in a random fashion for a Japanese stepping stone application.