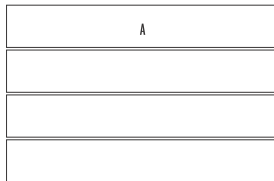




# BOREALIS WALL

DESCRIPTION: Wall TEXTURE: Wood

## PALLET OVERVIEW



## NOTES


\* For an authentic look, each color option is composed of a variety of darker & lighter tones. Natural ingredients such as granite are present within the recipe to allow for a range in tones, veining and textures from one stone to another.

The dimensional tolerance for Stonedged wet cast retaining wall units is:  $\pm 3/16"$  (5 mm) for height and  $\pm 1/2"$  (13 mm) for length and width. During the installation, the level between adjacent wall units will vary (usually more than for a dry cast wall unit) in order to obtain a more realistic appearance of a natural stone wall.

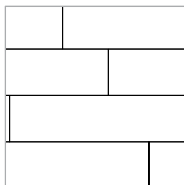
See page 96 to 116 for more technical information.

Specifications per pallet	Imperial	Metric
Cubing	32 ft <sup>2</sup>	2.97 m <sup>2</sup>
Linear coverage per pallet	64 lin. ft	19.51 lin. m
Approx. Weight	3 042 lbs	1 380 kg
Number of rows	4	
Coverage per row	8 ft <sup>2</sup>	0.74 m <sup>2</sup>
Coverage per unit	2 ft <sup>2</sup>	0.19 m <sup>2</sup>
Linear coverage per unit	4 lin. ft	1.22 lin. m

Unit dimensions	in		mm		Units /pallet
	in	mm	in	mm	
Height	6	152			16 units
Depth	8	203			
Length	48	1 219			



## 01 | Linear pattern



Patterns are for design inspiration only. The installer is responsible to calculate & purchase the correct amount of material.

Visit our website for more patterns.

smoked pine

hazelnut brandy

sauvignon oak

