

PERMACON

L a n d s c a p e P r o d u c t s



2 0 2 5

Ultimate comfort: Create unforgettable memories with family and friends in a serene outdoor seating area, where the beauty of nature and cozy relaxation come together perfectly.



Mondrian Plus 60 Small Rectangle Paver Rockland Black - P 44
Mega Melville Plus Step Range Scandina Grey - P 87

28 Alternative Landscaping

30	Artex Panel System	31	Orion Firepit
----	--------------------	----	---------------

32 Slabs

36	Cassara Large Rectangle	40	Melville 60 Small Rectangle
37	City	40	Melville 60 DuraFusion 
38	Esbelto	43	Metrik
38	Esbelto DuraFusion 	44	Mondrian Plus 60
42	Mega Melville	44	Mondrian Plus 60 Small Rectangle
34	Melia DuraFusion  <i>New</i>	45	Rosebel
34	Melia 18 x 36 DuraFusion  <i>New</i>	46	Vertex
39	Melville 24 x 24	47	Wilfrid
40	Melville 60		

48 Pavers

50	Brooklyn TrueColor 	58	Melville 80 Small Rectangle
51	Capio	58	Melville 80 DuraFusion 
52	Cassara Large Rectangle	60	Melville Plank
53	Cassara Verde	61	Mondrian Plus 80
53	Eko	61	Mondrian Plus 80 Small Rectangle
54	Esbelto DuraFusion 	62	Trafalgar 60
55	Kensington Smooth	63	Vendome 60
56	Kensington	63	Vendome 80
57	Mega Melville	64	Virage
34	Melia 6 x 6 DuraFusion  <i>New</i>	65	Zen
58	Melville 80		

66 Walls

68	Grande and Grande Smooth <i>New</i>	73	Urbano
69	Lafitt Tandem	74	Vario
70	Melville Tandem	76	Wallstone
71	Orion	76	Wedgestone
72	RB		

77 Capping - Steps - Mega Steps

Capping

78	Lafitt Plus
80	Laguna
81	Leno Bullnose
81	Leno Lafitt
81	Leno Straight
80	Marina
82	Melville Plus 60 and 90

Steps

79	Lafitt Plus
83	Melville Plus 60 and 90

Mega Steps

86	Mega Lafitt Plus
87	Mega Melville Plus
88	Valentia

89 Curbs

90	Lafitt	91	Novo
90	Melville		

94 Mirage Porcelain Tiles

95	Noon	95	Quarziti 2.0
----	------	----	--------------

92 Elements

93	Fireplace	93	Grill Island
93	Wood Boxes	93	Brick Oven

Miscellaneous

96	Polymeric Sand
97	Tools available at permacon.ca
98	Warranty



Decades of *expertise and innovation*

A Big Family

Oldcastle APG has over 8,500 family members throughout our network of facilities across North America. With over 200 locations, we take pride in being the largest producer of architectural building products on the continent. As industry leaders, we drive the trends and set the standards for quality and innovation.

Locally Made

With nine plants across Quebec and Ontario, Permacon specializes in manufacturing high-quality concrete products crafted to meet the evolving needs of today and tomorrow.

Continuous Innovation

Permacon continually refines its processes to deliver products that embody the latest in innovation and excellence.



Legend



Pedestrian
Designed to withstand pedestrian traffic



Vehicular
Designed to withstand vehicular traffic



Permeable
Designed to allow runoff water to pass through



Prestige



New



Ecological




DURAFUSION



TRUECOLOR

Combining aesthetics *and environment*

Experience the perfect blend of nature and design with our permeable pavers.
Craft elegant, sustainable spaces with ease.



ECOLOGICAL
Eco-friendly products
for sustainable design.



LOCAL PRODUCTION
Commitment to the
community and the
local economy.



ZERO EXCESS
Zero excess approach
to reduce our impact
on the environment.



PERMEABLE
Permeable pavers
to protect our water
resources.

Melia

A textured collection that
transports you



Inspired by the gentle waves of water and sand, Melia's finely embossed texture captures the essence of nature's purity.

Walking on these pavers and slabs evokes the serene feeling of strolling along a sunlit beach - creating endless moments of relaxation and harmony.



DuraFusion Colours

Oasis | Marbella | Hickory




Redefine your space with the elegance and tranquillity of Melia, where refinement meets nature's simplicity.

Our *New* Products

Melia DuraFusion Slab

Transform your outdoor space with the Melia DuraFusion Slab, inspired by the natural elegance of fine sandy beaches. Its modular format is designed to create a welcoming and harmonious landscape. P 34



Melia 18 x 36 DuraFusion Slab

Unlock limitless design potential with the Melia 18 x 36 DuraFusion Slab. Its single-size, large format offers flexibility for creating bold and innovative layouts. P 34

Melia 6 x 6 DuraFusion Paver

Add a touch of texture to your landscaping with the Melia 6 x 6 DuraFusion Paver. This small square paver perfectly complements the Melia collection, offering a stylish accent to any design. P 34

Textures and finishes *for all styles*

Create your dream outdoor space with our landscaping products, available in a wide range of textures, finishes and colours.



Explore our various collections, including smooth and textured options.




Create your style
relaxation
guaranteed



Melville Tandem Wall Range Scandina Grey - P 70

Mega Melville slabs provide a sleek, seamless appearance, while the Melville Tandem wall beautifully defines your space, creating the perfect areas for warm, memorable conversations.





Mega Melville Slab Range Scandina Grey - P 42



Mega Melville Slab Range Amber Beige - P 42
Vendome Paver Range Margaux Beige - P 63



Pure
elegance



Wilfrid Slab Range Scandina Grey - P 47



Wilfrid slabs bring a modern and refined elegance to any warm, inviting atmosphere with their clean, straight lines, perfectly suited for spaces around the fireplace or by the pool.

Cultivating *meaningful spaces*



Mega Melville Slab Range Amber Beige - P 42
Melville Tandem Wall Range Amber Beige - P 70

Achieve the perfect harmony of modern sophistication and timeless authenticity with the Mega Melville slab, which beautifully complements the rich texture of the Lexa Cameo stone. Create a serene and inviting space, ideal for sharing meaningful moments.



Mega Melville Slab Range Amber Beige - P 42

Landscape-inspired *design*



Mega Melville Paver Range Scandina Grey - P 59
Melville 80 Small Rectangle Paver Rockland Black - P 60





Melville 60 Slab Range Scandina Grey - P 40




Melville Tandem Wall Range Scandina Grey - P 73
Mega Melville Plus Step Range Scandina Grey - P 89



Rosebel Slab Range Newport Grey - P 49


Seamless integration: The Rosebel slab pathway, thoughtfully paired with complementary materials, seamlessly integrates into its surroundings. Create the perfect backdrop for all of life's moments - from lively gatherings to quiet, cozy evenings, in a space designed for harmony and comfort.



Melville 24 x 24 Slab Range Amber Beige - P 39



Spaciousness: Mega Melville slabs create a visual effect that expands your outdoor space into an elegant, open setting.



Mega Melville Slab Range Amber Beige - P 42



Mega Melville Paver Range Chambord Grey - P 57





Melville 80 DuraFusion Paver Silverstone - P 58
Vendome Paver Rockland Black - P 63








Alternative Landscaping

30 Artex Panel System

31 Orion Firepit



Artex Panel System



Range Amber Beige



Range Scandina Grey



Range Shaded Grey



Rockland Black



18 x 36 Panel
76 x 457 x 914 mm
3 x 18 x 36 in.



6 x 36 Capping
76 x 152 x 914 mm
3 x 6 x 36 in.

The 18 x 36 panel is not available in Rockland Black.



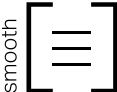
Resources and Inspiration

Download our Artex Idea Guide for a wealth of ideas.



Range Scandina Grey

Orion Firepit



Range Amber Beige



Range Scandina Grey



540 x 1016 x 1016 mm
21 3/16 x 40 x 40 in.



Range Scandina Grey





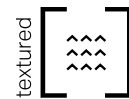


Slabs

- 36 Cassara Large Rectangle
- 37 City
- 38 Esbelto
- 38 Esbelto DuraFusion 
- 42 Mega Melville
- 34 Melia DuraFusion  *New*
- 34 Melia 18 x 36 DuraFusion  *New*
- 39 Melville 24 x 24
- 40 Melville 60
- 40 Melville 60 Small Rectangle
- 40 Melville 60 DuraFusion 
- 43 Metrik
- 44 Mondrian Plus 60
- 44 Mondrian Plus 60 Small Rectangle
- 45 Rosebel
- 46 Vertex
- 47 Wilfrid

Melia DuraFusion Slab *New*





Unit A
60 x 226 x 457 mm
2 3/8 x 9 x 18 in.



Oasis



Unit B
60 x 457 x 457 mm
2 3/8 x 18 x 18 in.



Marbella



Unit C
60 x 457 x 686 mm
2 3/8 x 18 x 27 in.




18 x 36
60 x 457 x 914 mm
2 3/8 x 18 x 36 in.

Melia DuraFusion Slab and Melia 18 x 36 DuraFusion Slab are available in Oasis and Marbella.



6 x 6 (sold separately)
60 x 152 x 152 mm
2 3/8 x 6 x 6 in.



Hickory

Melia 6 x 6 DuraFusion Paver is available in Oasis, Marbella and Hickory.



For more information on the Melia collection




Cassara Large Rectangle Slab




60 x 300 x 700 mm
2 3/8 x 11 13/16 x 27 9/16 in.



 Range Scandina Grey





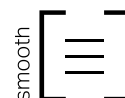
City Slab



60 x 500 x 750 mm
2 3/8 x 19 11/16 x 29 1/2 in.




Esbelto Slab




60 x 305 x 610 mm
2 3/8 x 12 x 24 in.



Range Scandina Grey



Melville 24 x 24 Slab



Range Amber Beige



Range Scandina Grey



Range Newport Grey




60 x 610 x 610 mm
2 3/8 x 24 x 24 in.






Range Amber Beige


Melville 60 Slab



Range Amber Beige



Unit A
60 x 190 x 380 mm
2 3/8 x 7 1/2 x 15 in.



Unit B
60 x 380 x 380 mm
2 3/8 x 15 x 15 in.



Unit C
60 x 380 x 570 mm
2 3/8 x 15 x 22 7/16 in.




Small Rectangle (sold separately)
60 x 190 x 380 mm
2 3/8 x 7 1/2 x 15 in.


Melville 60 Small Rectangle Paver is only available in Rockland Black, range Amber Beige, range Scandina Grey and range Shaded Grey. Rockland Black is not available in Melville 60 Slab.



Mega Melville Slab




Range Amber Beige



Range Margaux Beige



Range Scandina Grey



Range Shaded Grey



Range Chambord Grey



Range Newport Grey



Rockland Black



60 x 570 x 950 mm
2 3/8 x 22 7/16 x 37 3/8 in.



 Range Amber Beige

Metrik Slab




60 x 70 x 280 mm
2 3/8 x 2 3/4 x 11 in.






Mondrian Plus 60 Slab



Range Margaux Beige



Range Amboise Beige



Range Scandina Grey



Range Norvick Grey



Range Newport Grey



Rockland Black



Unit A
60 x 165 x 330 mm
2 3/8 x 6 1/2 x 13 in.



Unit B
60 x 330 x 330 mm
2 3/8 x 13 x 13 in.




Unit C
60 x 330 x 495 mm
2 3/8 x 13 x 19 1/2 in.



Small Rectangle (sold separately)
60 x 165 x 330 mm
2 3/8 x 6 1/2 x 13 in.

Rockland Black is only available in Mondrian Plus 60 Small Rectangle Paver.



 Range Norvick Grey

textured



Rosebel Slab




Range Amboise Beige



Range Margaux Beige



Range Newport Grey



Range Norvick Grey




Unit A
60 x 389 x 560 mm
2 3/8 x 15 5/16 x 22 in.







Unit B
60 x 389 x 756 mm
2 3/8 x 15 5/16 x 29 3/4 in.



Range Margaux Beige




Vertex Slab






Unit A
60 x 200 and 302 x 610 mm
2 3/8 x 7 7/8 and 11 7/8 x 24 in.

Unit B
60 x 200 and 302 x 610 mm
2 3/8 x 7 7/8 and 11 7/8 x 24 in.



Wilfrid Slab




Unit A
60 x 570 x 380 mm
2 3/8 x 22 7/16 x 15 in.



Unit B
60 x 570 x 570 mm
2 3/8 x 22 7/16 x 22 7/16 in.

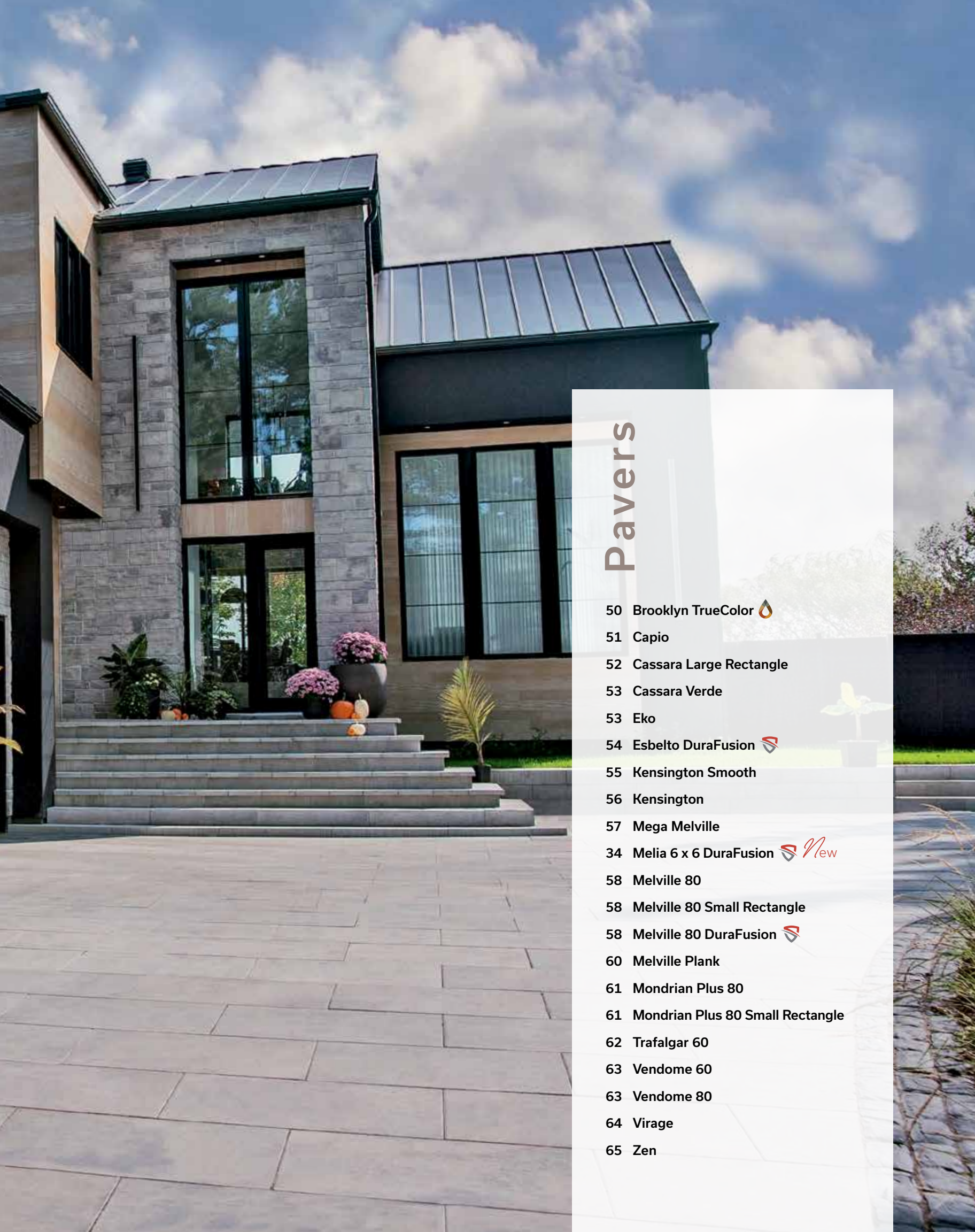


Unit C
60 x 570 x 950 mm
2 3/8 x 22 7/16 x 37 3/8 in.





Range Scandina Grey






Pavers

- 50 Brooklyn TrueColor 
- 51 Capio
- 52 Cassara Large Rectangle
- 53 Cassara Verde
- 53 Eko
- 54 Esbelto DuraFusion 
- 55 Kensington Smooth
- 56 Kensington
- 57 Mega Melville
- 34 Melia 6 x 6 DuraFusion  *New*
- 58 Melville 80
- 58 Melville 80 Small Rectangle
- 58 Melville 80 DuraFusion 
- 60 Melville Plank
- 61 Mondrian Plus 80
- 61 Mondrian Plus 80 Small Rectangle
- 62 Trafalgar 60
- 63 Vendome 60
- 63 Vendome 80
- 64 Virage
- 65 Zen

Brooklyn TrueColor Paver



60 x 230 x 76 mm
2 3/8 x 9 x 3 in.




Rosewood and Midnight


smooth



Capio Paver



Range Amber Beige



Range Scandina Grey



Range Newport Grey



Rockland Black

Unit A
60 x 152 x 102 mm
2 3/8 x 6 x 4 in.

Unit B
60 x 152 x 152 mm
2 3/8 x 6 x 6 in.

Unit C
60 x 152 x 203 mm
2 3/8 x 6 x 8 in.

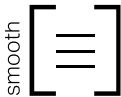
Unit D
60 x 152 x 254 mm
2 3/8 x 6 x 10 in.

Unit E
60 x 152 x 305 mm
2 3/8 x 6 x 12 in.



 
Rockland Black

Cassara Large Rectangle Paver



Range Amber Beige




Range Scandina Grey



Range Shaded Grey

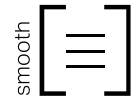


100 x 300 x 700 mm
4 x 11 13/16 x 27 9/16 in.



Range Shaded Grey


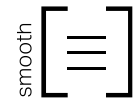
Cassara Verde Paver



80 x 300 x 450 mm
3 1/8 x 11 13/16 x 17 3/4 in.

Range Shaded Grey

Eko Paver



Unit A
70 x 180 x 360 mm
2 3/4 x 7 x 14 1/8 in.



Unit B
70 x 360 x 360 mm
2 3/4 x 14 1/8 x 14 1/8 in.



Unit C
70 x 360 x 540 mm
2 3/4 x 14 1/8 x 21 1/4 in.




Small Rectangle
70 x 180 x 360 mm
2 3/4 x 7 x 14 1/8 in.

Sierra Black is only available in Eko Small Rectangle Paver.



Ash Grey Blend


Esbelto DuraFusion Paver



80 x 305 x 610 mm
3 1/8 x 12 x 24 in.



Marbella



Kensington Smooth Paver



Desert Grey Blend



Canyon Grey Blend



Ash Grey Blend



Granite Grey Blend



Sierra Black



Large Rectangle
80 x 279 x 419 mm
3 1/8 x 11 x 16 1/2 in.



Square
80 x 279 x 279 mm
3 1/8 x 11 x 11 in.



Small Rectangle
80 x 139 x 279 mm
3 1/8 x 5 1/2 x 11 in.



Rectangle (sold separately)
80 x 209 x 279 mm
3 1/8 x 8 1/4 x 11 in.


Sold in a Mixed Bundle (Large Rectangle, Square and Small Rectangle combined).
Sierra Black is only available in Kensington Smooth Rectangle Paver.



Kensington Paver



Desert Grey Blend



Canyon Grey Blend



Ash Grey Blend



Granite Grey Blend



Sierra Black



Large Rectangle
80 x 279 x 419 mm
3 1/8 x 11 x 16 1/2 in.



Square
80 x 279 x 279 mm
3 1/8 x 11 x 11 in.



Small Rectangle
80 x 139 x 279 mm
3 1/8 x 5 1/2 x 11 in.




Rectangle (sold separately)
80 x 209 x 279 mm
3 1/8 x 8 1/4 x 11 in.



Sold in a Mixed Bundle (Large Rectangle, Square and Small Rectangle combined).
Sierra Black is only available in Kensington Rectangle Paver.



Granite Grey Blend



Mega Melville Paver



80 x 570 x 950 mm
3 1/8 x 22 7/16 x 37 3/8 in.








Range Scandina Grey and Rockland Black


Melville 80 Paver




Range Shaded Grey



Unit A
80 x 190 x 380 mm
3 1/8 x 7 1/2 x 15 in.



Unit B
80 x 380 x 380 mm
3 1/8 x 15 x 15 in.



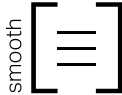
Unit C
80 x 380 x 570 mm
3 1/8 x 15 x 22 7/16 in.



Small Rectangle (sold separately)
80 x 190 x 380 mm
3 1/8 x 7 1/2 x 15 in.

Melville 80 Small Rectangle Paver is only available in Rockland Black, range Amber Beige, range Scandina Grey, and range Shaded Grey. Rockland Black is not only available in Melville 80 Paver.

Melville Plank Paver



SLIM - A, B and C Units
80 x 127 x 300 - 400 - 500 mm
3 1/8 x 5 x 11 13/16 - 15 3/4 - 19 11/16 in.




LARGE - A, B and C Units
80 x 190 x 300 - 400 - 500 mm
3 1/8 x 7 1/2 x 11 13/16 - 15 3/4 - 19 11/16 in.




Range Scandina Grey



Mondrian Plus 80 Paver



Range Margaux Beige



Range Amboise Beige



Range Scandina Grey



Range Norvick Grey



Range Newport Grey



Rockland Black



Unit A
80 x 165 x 330 mm
3 1/8 x 6 1/2 x 13 in.



Unit B
80 x 330 x 330 mm
3 1/8 x 13 x 13 in.



Unit C
80 x 330 x 495 mm
3 1/8 x 13 x 19 1/2 in.



Small Rectangle (sold separately)
80 x 165 x 330 mm
3 1/8 x 6 1/2 x 13 in.

Rockland Black is only available in Mondrian Plus 80 Small Rectangle Paver.



Range Margaux Beige



Trafalgar 60 Paver



Range Margaux Beige



Range Newport Grey



Range Norvick Grey

P



Unit A
60 x 100 x 200 mm
2 3/8 x 3 15/16 x 7 7/8 in.



Unit B
60 x 200 x 200 mm
2 3/8 x 7 7/8 x 7 7/8 in.



Unit C
60 x 200 x 300 mm
2 3/8 x 7 7/8 x 11 13/16 in.



Range Newport Grey

Vendome 60 and 80 Paver



Range Margaux Beige



Range Newport Grey



Rockland Black



Unit A - 60 mm
60 x 130 x 197 mm
2 3/8 x 5 1/8 x 7 3/4 in.



Unit B - 60 mm
60 x 130 x 262 mm
2 3/8 x 5 1/8 x 10 5/16 in.



Unit C - 60 mm
60 x 130 x 327 mm
2 3/8 x 5 1/8 x 12 7/8 in.



Unit A - 80 mm
80 x 130 x 197 mm
3 1/8 x 5 1/8 x 7 3/4 in.



Unit B - 80 mm
80 x 130 x 262 mm
3 1/8 x 5 1/8 x 10 5/16 in.



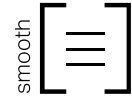
Unit C - 80 mm
80 x 130 x 327 mm
3 1/8 x 5 1/8 x 12 7/8 in.

Vendome 60 Paver
is not vehicular.



Rockland Black

Virage Paver



Range **Scandina Grey**



80 x 300 x 300 mm
3 1/8 x 11 7/8 x 11 7/8 in.

Flower Pattern



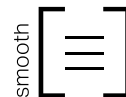


For more laying patterns, see our Installation Guide




Range **Scandina Grey**

Zen Paver

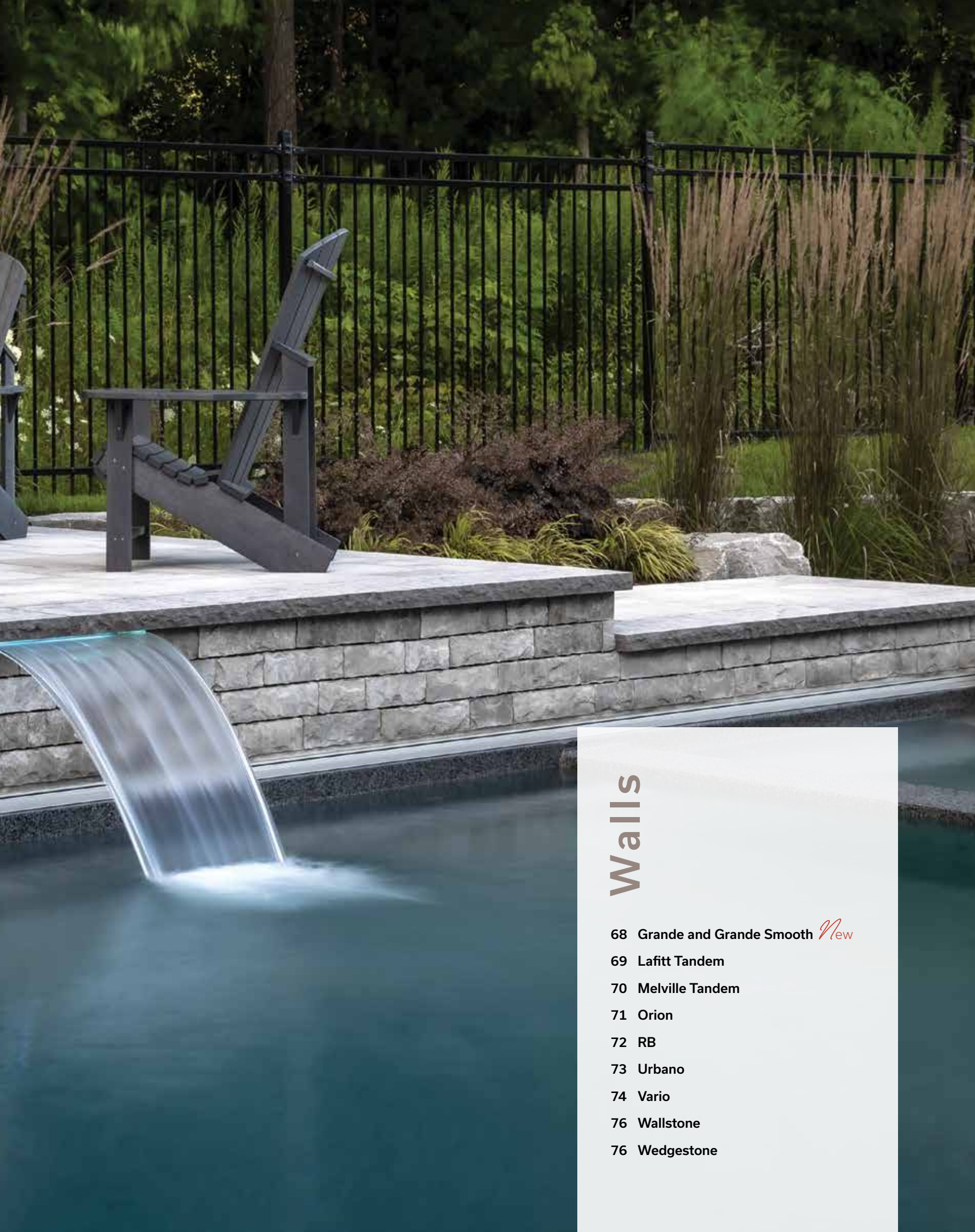


80 x 190 x 380 mm
3 1/8 x 7 1/2 x 15 in.



Range Scandina Grey





Walls

68 Grande and Grande Smooth *New*

69 Lafitt Tandem

70 Melville Tandem

71 Orion

72 RB

73 Urbano

74 Vario

76 Wallstone

76 Wedgestone

Grande Wall



Grey



Grey



375 Standard
200 x 375 x 1000 mm
7 7/8 x 14 3/4 x 39 3/8 in.




750 Standard
200 x 750 x 1000 mm
7 7/8 x 29 1/2 x 39 3/8 in.



1125 Standard
200 x 1125 x 1000 mm
7 7/8 x 44 5/16 x 39 3/8 in.

Grande Smooth Wall *New*



Grey



438 Capping
200 x 438 x 1000 mm
7 7/8 x 17 1/4 x 39 3/8 in.



Corner Unit
200 x 500 x 1000 mm
7 7/8 x 19 11/16 x 39 3/8 in.



175 Step
175 x 438 x 1000 mm
6 7/8 x 17 1/4 x 39 3/8 in.



Grey



Lafitt Tandem Wall



Range Margaux Beige



Range Scandina Grey




Range Newport Grey

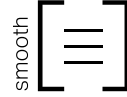


90 - A, B, C and D Units
90 x 67 x 201 - 268 - 335 - 402 mm
3 9/16 x 2 5/8 x 7 7/8 - 10 1/2 - 13 3/16 - 15 13/16 in.

180 - E, F and G Units
180 x 67 x 335 - 402 - 469 mm
7 x 2 5/8 x 13 3/16 - 15 13/16 - 18 1/2 in.




Range
Newport Grey



Melville Tandem Wall



Range Amber Beige



Range Scandina Grey



Range Shaded Grey



Range Newport Grey



Rockland Black



90 - A, B, C and D Units

90 x 67 x 201 - 268 - 335 - 402 mm


3 9/16 x 2 5/8 x 7 7/8 - 10 1/2 - 13 3/16 - 15 13/16 in.



180 - E, F and G Units


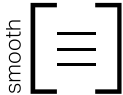
180 x 67 x 335 - 402 - 469 mm

7 x 2 5/8 x 13 3/16 - 15 13/16 - 18 1/2 in.



Range Shaded Grey

Orion Wall




Range Amber Beige



Range Scandina Grey



180 x 203 x 813 mm
7 x 8 x 32 in.



Range
Amber Beige

RB Wall



Natural



Granite Blend



Desert Grey Blend



Sierra Black




Standard Unit
150 x 300 x 200 mm
5 7/8 x 11 13/16 x 7 7/8 in.



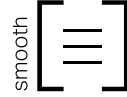
Corner
150 x 300 x 200 mm
5 7/8 x 11 13/16 x 7 7/8 in.



Capping
75 x 300 x 610 mm
3 x 11 13/16 x 24 in.



Granite Blend



Urbano Wall



Range Amber Beige



Range Scandina Grey



Range Shaded Grey



Unit A
120 x 201 x 335 mm
4 3/4 x 7 15/16 x 13 3/16 in.



Unit B
120 x 201 x 402 mm
4 3/4 x 7 15/16 x 15 3/16 in.



Unit C
120 x 201 x 469 mm
4 3/4 x 7 15/16 x 18 1/2 in.



Range Scandina Grey

Vario Wall



Range Scandina Grey

smooth



90 - Unit A
90 x 238 x 317.5 mm
3 9/16 x 9 3/8 x 12 1/2 in.



90 - Unit B
90 x 238 x 397 mm
3 9/16 x 9 3/8 x 15 5/8 in.



90 - Unit C
90 x 238 x 476.5 mm
3 9/16 x 9 3/8 x 18 3/4 in.




180 - Unit A
180 x 238 x 317.5 mm
7 x 9 3/8 x 12 1/2 in.



180 - Unit B
180 x 238 x 397 mm
7 x 9 3/8 x 15 5/8 in.




180 - Unit C
180 x 238 x 476.5 mm
7 x 9 3/8 x 18 3/4 in.




Wallstone Wall



Granite Blend



Desert Grey Blend



Granite Blend



Standard Unit
100 x 200 x 300 mm
3 15/16 x 7 7/8 x 11 13/16 in.



Corner/Column Unit
100 x 200 x 300 mm
3 15/16 x 7 7/8 x 11 13/16 in.




12-inch Capping
100 x 200 x 300 mm
3 15/16 x 7 7/8 x 11 13/16 in.


Wedgestone Wall



Desert Grey Blend



Desert Grey Blend



Granite Blend



Standard Unit
100 x 200 x 231 and 153 mm
3 15/16 x 7 7/8 x 9 3/32 and 6 in.



Capping Unit
100 x 200 x 231 and 153 mm
3 15/16 x 7 7/8 x 9 3/32 and 6 in.



Capping and Steps

CAPPING

- 78 Lafitt Plus
- 80 Laguna
- 81 Leno Bullnose
- 81 Leno Lafitt
- 81 Leno Straight
- 80 Marina
- 82 Melville Plus 60 and 90

STEPS

- 79 Lafitt Plus
- 83 Melville Plus 60 and 90

Melville Tandem Wall Range Scandina Grey - P 70
Melville Plus 60 Step Range Scandina Grey - P 83

Lafitt Plus Capping



Range Margaux Beige



Range Scandina Grey



Range Newport Grey



Rockland Black



90 x 305 x 400 mm
3 9/16 x 12 x 15 3/4 in.



Range Margaux Beige

Lafitt Plus Step



Range Margaux Beige



Range Scandina Grey



Range Newport Grey



Rockland Black

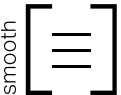


90 x 400 x 400 mm
3 9/16 x 15 3/4 x 15 3/4 in.




Range Margaux Beige

Laguna Capping




Alpine Grey



Alpine Grey



Sterling Grey



60 x 360 x 610 mm
2 3/8 x 14 3/16 x 24 in.

Marina Capping




Rockland Black



Range Scandina Grey

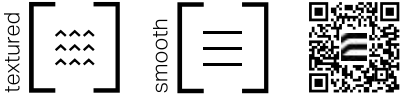


Rockland Black



60 x 150 x 300 mm
2 3/8 x 5 15/16 x 11 13/16 in.

Leno Capping



Rockland Black Range Amber Beige Range Scandina Grey Range Shaded Grey Range Margaux Beige Range Newport Grey



Leno Straight
60 x 305 x 915 mm / 2 3/8 x 12 x 36 in.



Leno Bullnose
60 x 305 x 915 mm / 2 3/8 x 12 x 36 in.



Leno Lafitt
60 x 305 x 915 mm / 2 3/8 x 12 x 36 in.



Rockland Black



Melville Plus 60 and 90 Capping



Range Amber Beige



Range Margaux Beige



Range Scandina Grey



Range Shaded Grey




Range Newport Grey



Rockland Black



60 Unit
60 x 305 x 600 mm
2 3/8 x 12 x 23 5/8 in.



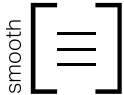
90 Unit
90 x 305 x 600 mm
3 9/16 x 12 x 23 5/8 in.

Range Margaux Beige and range Shaded Grey are only available in Melville Plus 60 Capping.



Range Shaded Grey

Melville Plus 60 and 90 Step



Range Amber Beige



Range Margaux Beige



Range Scandina Grey




Range Shaded Grey




Range Newport Grey



Rockland Black



60 Unit
60 x 400 x 600 mm
2 3/8 x 15 3/4 x 23 5/8 in.



90 Unit
90 x 400 x 600 mm
3 9/16 x 15 3/4 x 23 5/8 in.

Range Margaux Beige and range Shaded Grey are only available in Melville Plus 90 Step.



Range Scandina Grey



Mega Melville Plus Step Range Scandina Grey - P 87



Mega Steps

86 Mega Lafitt Plus

87 Mega Melville Plus

88 Valentia



Mega Lafitt Plus Step



Range Margaux Beige



Range Newport Grey



Rockland Black




180 x 406 x 1219 mm
7 x 16 x 48 in.



Rockland
Black

Mega Melville Plus Step



180 x 406 x 1219 mm
7 x 16 x 48 in.



Rockland
Black



Valentia Step



Sorrento



Sierra Black




175 x 350 x 1200 mm
6 7/8 x 13 3/4 x 47 1/4 in.



Terrace Step
150 x 500 x 1500 mm
6 x 19 11/16 x 59 1/16 in.



Sierra
Black



Melville Curb Rockland Black - P 90

Curbs

90 Lafitt


90 Melville

91 Novo

Lafitt Curb




Range
Newport Grey



Range Margaux Beige



Range Newport Grey

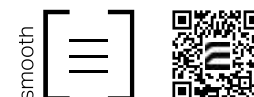


Rockland Black




125 x 115 x 600 mm
4 7/8 x 4 1/2 x 23 5/8 in.


Melville Curb




Rockland
Black



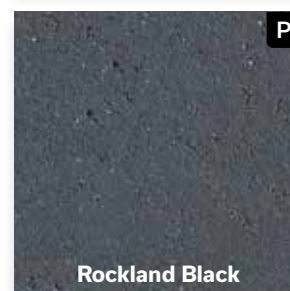
Range Amber Beige



Range Scandina Grey



Range Shaded Grey

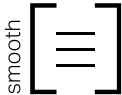


Rockland Black



125 x 115 x 600 mm
4 7/8 x 4 1/2 x 23 5/8 in.


Novo Curb



Range Amber Beige



Range Scandina Grey



Rockland Black



178 x 152 x 610 mm
7 x 6 x 24 in.



Range Scandina Grey



Elements

93 Fireplace

93 Wood Boxes

93 Grill Island

93 Brick Oven

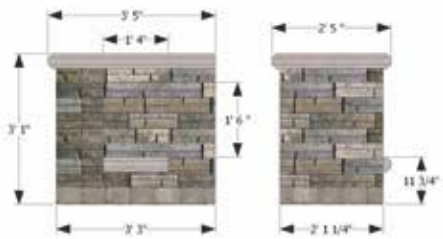
Bordeaux



Bordeaux
Fireplace



Bordeaux
Wood Boxes

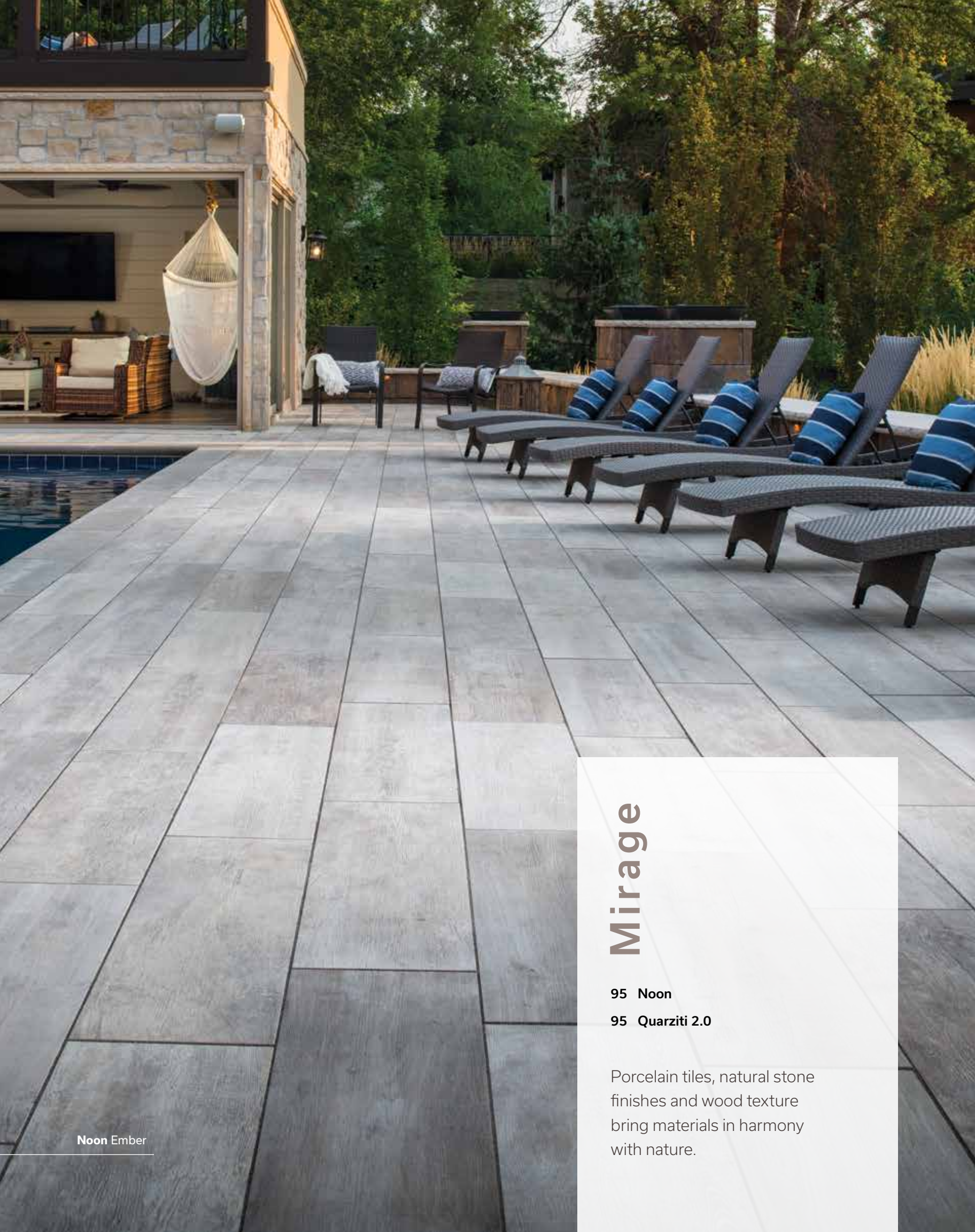


Bordeaux
Grill Island



Bordeaux
Brick Oven





Noon Ember

Mirage

95 Noon


95 Quarziti 2.0

Porcelain tiles, natural stone finishes and wood texture bring materials in harmony with nature.


Noon Porcelain Tiles



Daylight



Daylight



Ember



20 x 300 x 1200 mm
3/4 x 11 13/16 x 47 1/4 in.

Quarziti 2.0 Porcelain Tiles



Waterfall



Glacier



Waterfall



Mantle



Large Rectangle
(sold separately)
20 x 600 x 1200 mm
3/4 x 23 5/8 x 47 1/4 in.



Large Square
(sold separately)
20 x 600 x 600 mm
3/4 x 23 5/8 x 23 5/8 in.



Pool Capping
(sold separately)
20 x 330 x 600 mm
3/4 x 13 x 23 5/8 in.

Mantle is available in
Large Rectangle and
Pool Capping only.



SMARTSAND® with NextGel™ TECHNOLOGY

- Optimizing interlocking paver jointing
- Ideal for 1/16 in. (1.6 mm) to 1 in. (2.5 cm) wide joints
- Suitable for pedestrian and low-traffic areas (driveways, sidewalks and terraces)


SmartSand is offered by Permacon in **Tan, Urban Grey or Granite**



HP NextGel

- Optimizing jointing of concrete pavers and slabs, and porcelain tiles (only if mechanical compaction is possible)
- Appropriate for false joints
- Ideal for 1/16 in. (1.6 mm) to 2 in. (5 cm) wide joints
- Suitable for high-humidity environments, heavy-sloped and heavy traffic areas

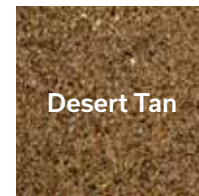

HP NextGel is offered by Permacon in **Tan, Urban Grey, Ivory, Black or Granite**



NOCO NO COMPACTION

- Optimizing jointing of concrete pavers, highly textured surfaces, large slabs and porcelain tiles
- Appropriate for false joints
- Ideal for 1/4 in. (6 mm) to 2 in. (5 cm) wide joints with up to 4 in. (10 cm) wide intersections
- Perfect alternative to mortar, stone dust and polymeric stone dust

Noco is offered by Permacon in **Desert Tan or Iron Grey**



EDGE BOND


EDGE BOND™ is a fortified hardscape concrete edging powered with NextGel™—the FASTEST & EASIEST application on the market.



STORM

A multi-weather jointing compound for pavers, natural stones, permeable slabs, and outdoor porcelain.

Ideal for joint width from 1/8 to 2 in. (3 to 50 mm) with intersecting spaces up to 4 in. (100 mm).



All the tools you need to design your project



VISUALIZATION TOOL

Create, dare, change, start again... in complete freedom!



INSPIRATION

Let yourself be inspired by our gallery of projects



MAINTENANCE

Protect your investment

permacon.ca

50-Year Warranty

Landscape Products



Permacon's 50-year warranty applies to landscape and masonry products including Suretouch intended for residential use¹. This warranty statement affirms that products manufactured by Permacon meet the requirements of CSA (Canadian Standard Association) and ASTM (American Society for Testing and Materials) standards.

For details regarding commercial applications, please refer to our institutional, commercial and industrial warranty.

Permacon guarantees that, as of the date of delivery, its concrete products are free from manufacturing defects. Provided that the conditions set forth below are met, Permacon guarantees the structural integrity of the concrete in its landscaping and masonry products for a period of 50 years from the date of the product's purchase. The warranty applies to normal, non-abusive use of the product. To preserve the original appearance of your products, we recommend that you consult our **Landscape Maintenance Guide** available on our website.

IN ALL CASES DETAILED BELOW, THE WARRANTY IS LIMITED TO THE PRODUCTS' MARKET VALUE.

How do I make a claim?

 permacon.ca/en/warranty/



Proof of purchase is required to proceed with a claim request. No claims will be accepted without proof of purchase.²

All claims must be reported within 15 days of the discovery of a product's defect. To validate a claim, a Permacon representative will arrive to inspect the defective products in order to confirm whether the claim is eligible. Therefore, it is essential to provide Permacon with the necessary access to inspect and take photos of the affected products.

This warranty is the only one that is presently offered. Because Permacon continually improves and modifies its products, it may alter and discontinue products at any time, and therefore may replace warranty-covered products with products of similar quality or offer monetary compensation if the products under warranty have been discontinued or are no longer on the market while the warranty is active.

In the event that a product is found to be non-compliant by Permacon or an authorized representative of the company, and in order to proceed with compensation, Permacon will take into account the number of months during which the

landscape or masonry products were in the possession of the owner or their contractor, up to the date of the claim, and will prorate the amount of the payment or replacement to be made accordingly.

For example, if the purchaser makes a warranty claim in the last month of the 10th year of the warranty (i.e., the 120th month), the manufacturer, at its sole discretion, shall either:

- Provide a replacement for the product in question if still available (only the defective product will be replaced);
- Return 480/600 of the price paid for the products to the owner. No labour, transportation, or other compensation will be covered by Permacon.

Transferability

The warranty is transferable. Proof of warranty registration will still be required in the event of a claim. The prorated period will be based on the 50-year warranty period remaining as an assignee, if the purchaser transfers the warranty to a subsequent owner, as described above.

¹ The following locations are defined as residential: family dwelling of five units or less, single family homes, garden suites, or townhouses.

² The following documents are considered valid proof of purchase: invoices directly from an authorized Permacon distributor, or invoice from a landscape contractor, general contractor, mason, or home builder.

Exclusions

A landscape or masonry product installed on an area of more than **100 square feet** confirms the acceptance of the product received on the job site and that no claim can be made to Permacon regarding the colour, size, or texture of the product.

This warranty excludes all products not supplied by Permacon, as well as any defects, failures, or damages that may result from the actions listed below:

- Contact with chemicals or cleaning products;
- Damage caused by pressure washers;
- Improper installation or other construction activities that do not comply with the installation standards established by ICPI, NCMA or IMQ, the National Building Code or the installation methods and tips recommended by Permacon. The installation guides provided by Permacon represent certain installation situations and are not exhaustive. It is therefore strongly recommended that you consult a qualified professional to ensure the proper installation of Permacon products on a specific job site;
- Defective design or construction resulting in sagging, shifting, or failure;
- Breakage due to shock, impact, or excessive load during handling, use, or transportation;
- Natural disaster or other uncontrollable event;
- Breakage and damage to products caused by soil movement or building movement as well as misuse of construction, compaction, or snow removal equipment. The warranty does not cover surface deterioration caused by the misuse of sodium chloride (NaCl) to de-ice pavers, slabs, or steps;
- The use of sodium chloride (NaCl) on the following products:
 - Step Valentia;
 - Valentia Block;
- Be.OnStone, Mirage and Techniseal products sold by Permacon.

Installation

When installing masonry products, all work must be cleaned to remove any residues and contaminants left on the stone or brick. Permacon accepts no responsibility for stains and colour changes caused by installation residue or the consequences of cleaning these residues.

Colour

The presence of natural ingredients used in the manufacturing process varies from one product to another. Therefore, the product received on the job site will not be completely identical to the products displayed in our commercial presentations (catalogs, samples, displays). Any difference in colour will not be covered by the guarantee.

Photos of our products in landscape and masonry brochures, as well as in displays such as masonry panels and landscape racks at our distributors, are not an exact representation of the products that will be delivered to the job site. Permacon offers a variety of products with different colours to reproduce the appearance of natural stone. It is therefore strongly recommended that you view several products directly from your authorized Permacon distributor to see all available colours.

It is the purchaser's responsibility to approve the products (and their colour) delivered to the job site prior to installation to confirm satisfaction. It is also recommended to mix products from different pallets received on the job site. Since variations in colour shades are a natural phenomenon, Permacon does not guarantee colour uniformity between different pallets on the same job site. Product installation constitutes acceptance.

Polymeric film

A whitish polymeric film can be found on the surface of Permacon's products. This is the result of an inadequate use of polymeric sand. Improper cleaning of slabs and pavers prior to the application of water on the product surface can cause this whitish polymeric film. This film does not affect the structural integrity of the product. Permacon cannot be held responsible for this phenomenon, which is not covered by the warranty.

Efflorescence

White traces on the surface of the product are caused by a natural phenomenon called efflorescence. More visible on darker products, efflorescence affects neither the intrinsic technical qualities nor the structural integrity of Permacon's products. The possible appearance of efflorescence cannot be the subject of any guarantee. In most cases, efflorescence disappears by itself over time.

Our Preventive Maintenance Guide for Concrete Landscaping Products is available on our website permacon.ca

Since 1952, all
Permacon products
have been made
with passion and
pride in Canada.

permacon.ca
1 888 PERMACON



PERMACON
A CRH COMPANY