

2025

T R A N S F O R M I N G H A R D S C A P E S

UNILOCK®







What do you see when you look at
a backyard, front porch, or driveway?

At Unilock, we see possibilities.

Possibilities to build works of art and personal
playgrounds. Possibilities to bring families together
for a birthday barbecue or a wedding reception.
Possibilities to transform your imagination into
remarkable outdoor spaces, and build connections
stronger than the concrete underfoot.

And we don't let possibilities go to waste. Built on
more than 50 years of innovation and sustainability,
we provide customers the tools to transform dreams
into reality. We connect you with proven contractors
and supply an endless canvas of materials, but the
final product is always uniquely yours. And when your
project is complete, you don't just have something
beautiful, you've changed the way you see the world.

So, where can you see possibilities, and how can we
help you build them?

UNILOCK TRANSFORMING **HARDSCAPES**

TABLE OF
Contents



DREAM

- | | |
|--------------------------|-------------------------------|
| 6 Start Dreaming | 42 Best in Show Winner |
| 40 Before & After | 44 Commercial Projects |

PRODUCTS

- | | |
|--------------------------------|-----------------------------------|
| 48 Discover your Style | 92 Elegance Products |
| 56 Unilock Technologies | 104 Pavers & Slabs |
| 62 Collections | 170 Retaining Walls |
| 88 Natural Stone | 196 Coping, Steps & Treads |

LEARN & PLAN

- | | |
|---|-------------------------------|
| 207 Finding the Right Contractor | 213 Build Basics |
| 209 Unilock Resources | 215 Quality Commitment |
| 211 Outdoor Idea Center | |



Dream

Begin with a dream
of what's possible

Imagine an outdoor space where the inspired use of patterns, textures and shapes not only creates design-envy, but elevates your world in the most beautifully functional way.



Arcana™ (Corvara)


Pavers: Soreno™
(Dark Charcoal) with
Mattoni™ (Granite Fusion)
paver rugs and accents

Vertical Features: U-Cara®
Smooth (Granite Fusion)




Scan here for
project video





This sleek lakeside patio features an L-shaped kitchen and cozy fire table, creating the perfect gathering place for family and friends while enjoying stunning views.





Slabs laid in a stacked bond pattern add to the long, clean lines of this contemporary pool area. Nearby steps lead to a natural-canopied setting for alfresco dining.

Pavers: Umbriano® (French Grey)

Walls and Steps: U-Cara®
Umbriano with Umbriano coping
(Winter Marvel)



Scan here for
project video





Pavers: Town Hall® (Basalt) with
Ledgestone™ (Grey) coping

Retaining Wall:
SienaStone™ Smooth™ (Granite)



Scan here for
project video






This home's inviting front entryway is the perfect space to linger for hours, with dark-toned Town Hall pavers adding contrast that makes surrounding greenery pop.







Clean, granite-like pavers make this ultra-modern pool deck comfortable and cool underfoot on hot, sunny days. Adding to the ambiance of this summer escape is a soothing water feature.



Pavers: Umbriano® with Umbriano coping (Grenada White)

Water Feature and wall: U-Cara® Umbriano with Umbriano coping (Grenada White)



Scan here for project video

This ultra-modern patio beckons moonlit conversations around the rectangular fire feature, set against the stunning backdrop of breathtaking lakeside views.




Pavers: Arcana™ (Modena)
with Vivanto accents

Walls: U-Cara® Umbriano®
Finish (Winter Marvel)
with Series™ (Black Granite)
accent and Universal
Coping (Dark Charcoal and
Light Grey)





This expansive entertaining space offers an outdoor eating area and fire pit lounge, visually defined by a herringbone paver carpet.



Pavers: Umbriano® (Winter Marvel) with Copthorne® (Basalt) accent

Vertical Features: Rivercrest™ Wall (Coastal Slate) with Copthorne® (Basalt) accent and Ledgestone™ coping (Grey)



Scan here for project video





Urban slabs and U-Cara subway panels create a forward-thinking backyard, enhanced by biophilic design elements that add vibrant pops of color.



Pavers: Urban™ (Indiana Buff) and Cophorne® (Burnt Clay)

Vertical Features: U-Cara® Subway (Indiana Buff) with Urban coping (Indiana Buff)



Scan here for project video





A sleek, Copthorne paver rug helps define the seating area in this charming backyard.



Pavers: Beacon Hill™ Smooth (Granite Fusion) with Beacon Hill Smooth (Dark Charcoal) accents and Copthorne® (Basalt) paver rug and border

Water Feature: Lineo™ Dimensional Stone (Granite) with Natural Stone coping (Stone Cliff Grey)





Experience modern luxury with Beacon Hill slabs arranged in a running bond pattern in this backyard retreat that beckons you to relax and enjoy every moment.



Pavers: Beacon Hill™ Smooth (Opal Blend) with Cophorne® (Basalt) accents

Steps: Lineo™ Dimensional Stone (Graphite) with Umbriano® (Winter Marvel) coping



Scan here for project video







Pavers: Urban™ (Indiana Buff) with Cophorne® (Basalt) paver rug

Garden Walls and Steps: U-Cara® Smooth (Indiana Buff) with Urban (Indiana Buff) Coping and step treads



Scan here for project video





This urban oasis features an elegant pool deck with paver slabs that stay cool and comfortable, and an adjacent seating area offset by a distinctive herringbone paver rug.



This contemporary patio blends rustic elements with a large Brussels Dimensional Stone TV wall, serving as a striking centerpiece for alfresco viewing.



Pavers: Bristol Valley® (Fossil) with Cophthorne® (Basalt) accents

Vertical Features: Brussels Dimensional Stone (Sierra) with LedgeStone™ (Buff) coping and pillar caps



Scan here for project video







Pavers: Arcana™ (Modena) with Mattoni™ (Dark Charcoal) accent rug

Fire Feature, Garden Walls and Grill Island: U-Cara® Smooth (Dark Charcoal) with Beacon Hill™ Coping (Opal Blend)






This polished and sophisticated modern farmhouse features a spectacular see-through fire feature with built-in TV as a centerpiece.



Pavers: Umbriano® (Winter Marvel) with
Holland Premier™ (Dark Charcoal) and
Cophorne® (Basalt) accents

Retaining Wall and Steps:
SienaStone™ Smooth (Granite Blend)





Clean, opposing angled lines in this poolside patio create the effect of a chevron, unifying upper and lower decks.

Pavers: Umbriano® (Winter Marvel and Midnight Sky)
with Umbriano® (Midnight Sky) coping

Retaining Wall and Steps: U-Cara® Umbriano
(Midnight Sky) with Umbriano (Midnight Sky) coping





Black and white square slabs form a striking checkerboard pattern on the upper patio, leading to a spacious pool deck ideal for relaxation.

Beacon Hill™ Smooth (Granite Fusion) and Umbriano® Hex (Winter Marvel and Midnight Sky - blended on site) with Copthorne® (Basalt) accent





Intricately patterned Hex pavers with Umbriano[®] finish create a visually striking contrast with the sleek Beacon Hill™ pavers.








Beacon Hill pavers and Pisa Smooth wall work together to create a soft, muted feeling that transforms this backyard patio into a spacious retreat.



Pavers: Beacon Hill™ Smooth (Granite Fusion) and Beacon Hill Smooth (Dark Charcoal) accents

Vertical Features: Pisa™ Smooth (Granite XL unit) with Pisa Smooth (Granite) coping and Natural Stone (Black River) pillar caps

Transforming Hardscapes



McKay Nursery Company
Madison, WI



BEFORE

Lake home backyard goes from drab to fabulous

*"Our contractor's
mock-up helped us visualize
the backyard, but the final
result still exceeded our
expectations!"*

John & Kiki

The walls of windows in this two-level home invited the sun to stream in and offered sweeping views of beautiful Lake Mendota in Wisconsin. But the original backyard was uninspiring, with a small, brown-toned brick patio and underutilized space that did little to enhance this incredible setting.

New owners, John and Kiki had a different vision for their all-season family retreat. They wanted to make full use of their backyard by creating a contemporary, functional living space designed to maximize enjoyment of their spectacular lakeside vista. What they got, exceeded their expectations.

Before and After



A grand, art-deco-style staircase was constructed with Unilock steps providing easy access to the beckoning waters below.



Today, an expansive Unilock Arcana™ patio encompasses a dining area, plenty of relaxed seating, and a fire bowl lounge, creatively highlighted with a contrasting tone of hexagonal Umbriano® pavers in French Grey. The existing retaining wall was replaced with a Unilock wall featuring stepped garden boxes filled with lush greenery, for a natural, cozy ambiance.

Given the home's proximity to the lake, pavers were laid on a permeable base with larger joint spacing filled with permeable resin sand to assist with water management in the event of flooding. This proved a wise move, as some flooding has occurred since the build with the paver project holding steadfast.

In place of the old, sloped flagstone pathway, a grand, art-deco-style staircase was constructed with Unilock steps providing easy access to the beckoning waters below.





D&B Landscaping Services Inc.,
in collaboration with Aniascape LLC

Best in Show Winner



The homeowners
envisioned a
sprawling, Miami
resort-inspired
backyard patio.

The owners of this modern home envisioned a sprawling, Miami resort-inspired backyard patio. To bring this vision to life, they collaborated with Manuel Hernandez of D&B Landscaping and Ania Rossi of Aniascape LLC, who used Unilock® Uvision® 3D Landscape Creator to craft the initial design plan.

Given the narrower lot, Ania and Manny chose Beacon Hill™ Smooth XL slabs in Fossil, to create an expansive, upscale look and feel. Beacon Hill XL in a stacked bond pattern forms a clean, minimalist foundation for the patio, while smaller units used for the step risers provide a cohesive light tone



throughout. The risers are crowned with Unilock coping, adding visual contrast to the lighter hues, while complementing the home's darker roof and window accents.

The upper patio features an outdoor kitchen built with U-Cara® Smooth in Granite Fusion, bar seating, and a dining nook perfect for alfresco meals. A nearby lounge area faces a built-in TV wall, seamlessly blending indoor and outdoor spaces.

Near the pool's edge, two fire tables with matching U-Cara Smooth panels and a row of beach loungers complete the serene setting.

Each product chosen was manufactured with EnduraColor™ technology for long-lasting color and durability, helping to transform this breathtaking patio into a space for cherished memories filled with laughter and love.



“The XL size of Beacon Hill provided the right aesthetic look to create a nice expansive patio space for the homeowner”

Ania Rossi


ANIASCAPE LLC



Scan here for
project video

From Backyard Escapes To **Landmark Spaces**

Architects and engineers have used Unilock products to shape iconic public spaces across North America for decades. Now, bring that same trusted quality home and create your own space that's designed to impress, and built to last.





Distillery District, Toronto, ON Designer: The Planning Partnership

Frederik Meijer Gardens & Sculpture Park, Grand Rapids, MI
Designer: Todd Williams Billie Tsien & Progressive AE




57 Alexander Yonkers Roof Deck, Yonkers, NY
Designer: Perkins Eastman



Products


Capture the eye with
exclusive products

From weathered cobblestone to contemporary linear, our product selection reaches beyond the horizontal to include garden walls, pillars, steps, fire tables and fountains. Rock the look that is unmistakably you, and undeniably Unilock!




Arcana™ (Modena) with U-Cara™ Smooth (Dark Charcoal) and Beacon Hill™ coping (Opal Blend)

Select your Color



Begin by identifying the colors that resonate with you. Consider the mood you want to create, while still complimenting the exterior of your house. Calming blues, vibrant reds or earthy neutrals.



TREND WATCH

Warm neutral tones and understated designs are trending, with monochromatic palettes favored over high-contrast colors. Large-format, light-colored pavers are popular for their refined, contemporary look. Check out our new color Oat Beige!

Choose your Shape



What will you create?

Let your imagination run wild in the playground of Unilock paving products! From traditional squares, to modern planks, geometrics and timeworn historic shapes, the choices are many. Consider combining multiple shapes to give your project added depth.




TREND WATCH

There's a growing trend of mixing materials to soften hard surfaces, such as combining artificial turf between pavers.

Discover your **Style**




HISTORIC



ULTRA-MODERN



TRADITIONAL



CONTEMPORARY

Whether you're designing a quaint backyard refuge or an ultra-modern driveway, we have a variety of paving products that'll turn your outdoor space into a little slice of heaven.



TREND WATCH

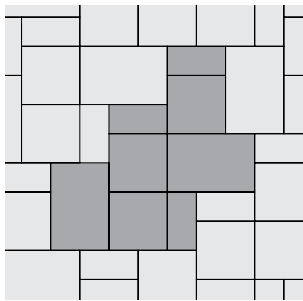
Turning functional spaces like driveways and walkways into style statements is on trend.

Pick your Pattern


From herringbone to basket weave, the right angle can make all the difference! A Unilock Authorized Contractor can recommend the best laying patterns based on the products you choose.




RANDOM




LINEAR



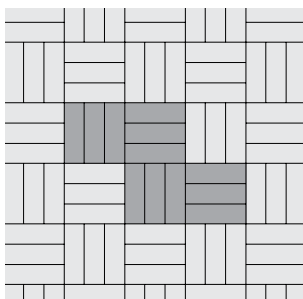
DESIGNER




STACKED



BASKET WEAVE



HERRINGBONE



THINK OUTSIDE THE BOX

A change in laying pattern can help define distinct “rooms” that will make your outdoor space feel larger.

Visit Unilock.com for laying patterns.

Find your **Finish**



TREND WATCH

Layering different finishes for a mixed-material look helps add visual interest and make your project feel more polished.



Unilock Finishes

When considering the finish, think about the look you are trying to achieve as well as practical performance. From traditional smooth and flagstone, to enhanced surfaces, modern granite looks and timeworn patina, Unilock offers it all.

SMOOTH FINISH



Sometimes, simple is best. A smooth surface suits contemporary styles and is available in a wide variety of shapes for paving and verticals.

FLAGSTONE FINISH



Popular for centuries, a flagstone finish never fails to add warmth to outdoor spaces.

ANTIQUED FINISH




A variety of methods are used to achieve this distressed finish, but in every case, it lends a relaxed, rustic vibe.

TIMEWORN



Our exclusive Elegance line offers the look of centuries-old cobblestone, brick, and natural stone with unsurpassed product durability.

BRUSHED FINISH




Only Unilock offers Il Campo®, a unique surface enhanced with graphically interesting etched lines. This finish has long been a favorite of commercial designers.

UMBRIANO



Umbriano is an exclusive finish only available from Unilock with color and granite particles that are randomly dispersed to achieve a unique mottled surface that is reminiscent of granite.

EXPOSED GRANITE



Granite, Quartz and Marble particles are embedded in the product's surface and then revealed using additional processing methods.

ENHANCED SURFACE




The surface of these products is enhanced using a special process to reveal a variety of distinctive colors and textures.

Get Creative



Let your creativity shine! Unlock border and banding options can enhance your distinctive designs and add touches of elegance to your project.

JOINT MATERIAL



Joint material plays an important role between pavers by keeping out weeds and other debris. However, the color you choose can also dramatically impact the look of your project. Your contractor can help you decide what will work best.



Experiment with bold shapes and striking patterns. Design a driveway with vibrant color contrasts, or add dimension to vertical features with textures that truly stand out.



Break the mold and bring your space to life by pairing dark field pavers with light accent pavers for added drama.

Don't settle for less

The majority of your project's cost lies beneath the surface, in labor and base materials, so don't be tempted to compromise on the product you choose for its surface. Invest in a look you really love, with high quality Unilock products and technologies, so you'll be able to fully enjoy your project for years to come.

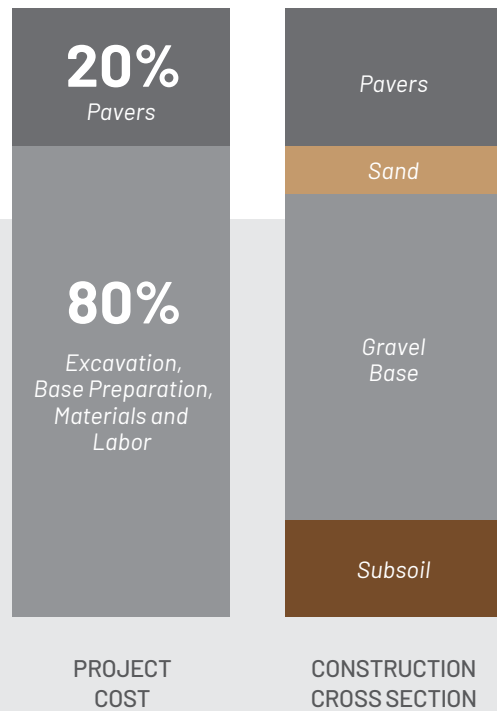
Small upgrade - **Big** difference



- ✓ Reduced dirt absorption
- ✓ Enhanced surface color
- ✓ More resistant to wear
- ✓ Stains less likely to develop



See how
it works



Color that Lasts

Traditional pavers can appear to fade over time as the surface wears to reveal large, lighter colored structural aggregates.

EnduraColor products are different.

A two-step manufacturing process uses concentrated color and wear-resistant materials to produce a refined, color-dense surface that lasts.

ENDURACOLOR™



In 2021, Unilock announced its commitment to becoming a carbon neutral company.



Paving a **greener** way



How can you make your project more sustainable?

Make it Permeable

Permeable pavers allow rainwater to flow through the pavement surface and back into the subsoil below, filtering out contaminants that could otherwise flow into stormwater drains and pollute local waterways.

Shop Locally

Choosing products that are manufactured at a Unilock facility close to your home reduces carbon emissions associated with transportation.

Think Lighter

Products that are lighter in color, have a higher solar reflectance. When you choose a lighter colored product, more of the sun's energy is reflected and less heat is absorbed into the pavement surface. This helps reduce urban 'heat island effect' and carries a number of environmental benefits.




We have implemented initiatives that continue to minimize our use of fossil fuels, conserve water and replace cement in our products, while producing the highest quality product.




**Learn
More**


EcoTerra™


Up to 15%
Reduction in CO₂


Cement-free
face-mix


Efflorescence
Free


Color stays
true longer



Learn
More



Revolutionary EcoTerra technology offers a sustainable paving solution with its cement-free face-mix. It provides high compressive strength, low absorption, and remarkable colorfastness, all while contributing up to a 15% reduction in carbon dioxide emissions. Additionally, EcoTerra products are designed to be free of efflorescence.



2020 winner
Innovative
Product



Permeable Pavements

Unilock introduced the first permeable paver to North America in 1991. Long used to manage water in commercial projects, in recent years, increased storm events and residential flooding have motivated more and more homeowners to install permeable pavers in their own projects.

At first glance, permeable pavers look similar to traditional pavers. The difference lies in the width of the joint between units, the material used to fill the joints, and the base upon which the pavers are installed. Wider joints, permeable joint material and an open graded base design all work together to direct water through the surface and into the subsoil below, instead of flowing off the surface and into overburdened storm sewer systems.



Special materials are used in the joints and in the permeable base below, to encourage water to flow through.

Some homeowners install rainwater collection systems underneath their paver projects to supply water to in-ground sprinkler systems.



Permeable Paver Benefits



Reduced Flooding

Storm sewers are less likely to overflow when more rainwater flows through the pavement surface.



Improved Filtration

Road salts, pesticides, oil and other harmful pollutants are naturally filtered through a permeable system before they reach rivers and lakes.



Increased Square Footage

Installing a permeable driveway can enable homeowners who live in regions where the ratio of impervious lot coverage is restricted, to install new landscape features such as a pool.



Safety

Decreased puddling on the surface of permeable pavement will reduce ice build-up in winter.



Long-term Savings

Rainwater collection systems beneath pavers can reduce the expense of water used for irrigation and may be eligible for tax credits and subsidies.



Keep an eye out for our permeable icon throughout our product pages.

While all segmental paving can be permeable to some degree, these products feature special spacer bars that promote exceptional flow-through.

ECO-HEX™

ECO-PRIORA™ PREMIER

ECO-PROMENADE™

NORDIC COBBLE™

TRIBECA COBBLE™

TREO SMOOTH™

TOWN HALL®





Collections

Unilock Collections streamline the product selection process by offering pavers, walls, steps and coping that will work well together to enhance any outdoor space.

Windermere™

COLLECTION

Classic look with budget-friendly appeal





ENTRANCES & WALKWAYS

DRIVEWAYS



STEPS & COPING



VERTICAL FEATURES




SMOOTH




DUSK




SAFARI



GRANITE BLEND



CLIFFSIDE GREY



CHARCOAL


FLAGSTONE




DUSK



SAFARI



GRANITE BLEND




CLIFFSIDE GREY



Windermere™ COLLECTION

SMOOTH AND FLAGSTONE PAVERS

See pages 164-166 for product details



RANDOM BUNDLE

// 14 x 21

// 14 x 14

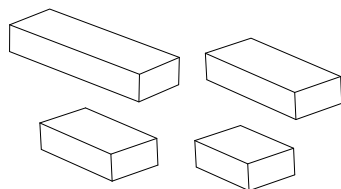
// 7 x 14



// 7 x 14

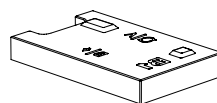
WALLS

See page 174-176 for product details



// Lineo™
Dimensional Smooth

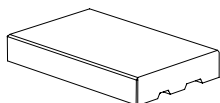
4 unit Random Bundle



// Pisa™ Smooth
Standard / Corner

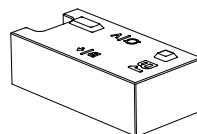
21 x 11"

COPING



// Pisa™ Smooth

21 x 14"

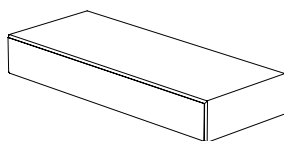


// Pisa Smooth Jumper
Standard / Corner

21 x 11"

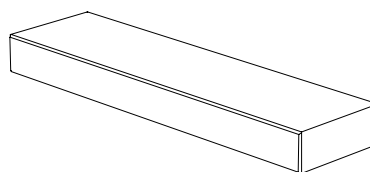
STEPS

See page 200 for product details



// SienaStone™ Smooth
48" Step

48 x 20"



// SienaStone Smooth
72" Step

72 x 20"

Metro™

COLLECTION

Upgrade your outdoor space with this cost-efficient collection





ENTRANCES
& DRIVEWAYS



PATIOS & POOL DECKS



STEPS & COPING



VERTICAL FEATURES



DUSK



SAFARI



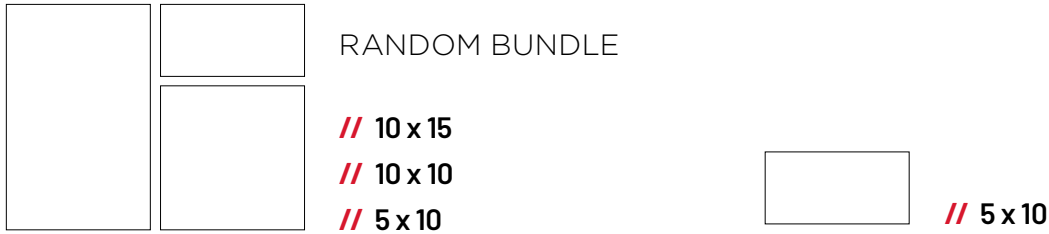
CHARCOAL



Metro™ COLLECTION

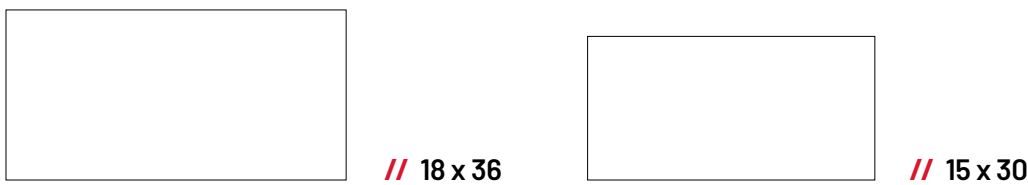
PAVERS

See pages 136 for product details



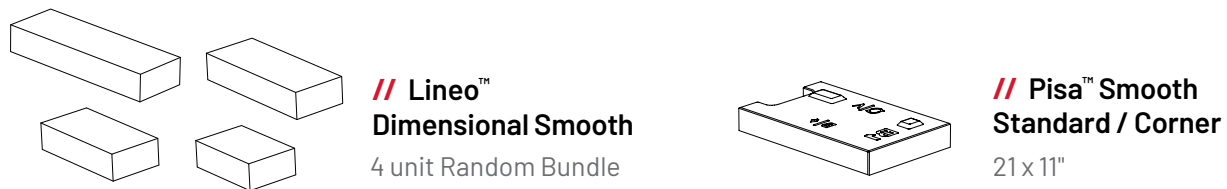
SLABS

See pages 136 for product details




WALLS

See page 174-176 for product details

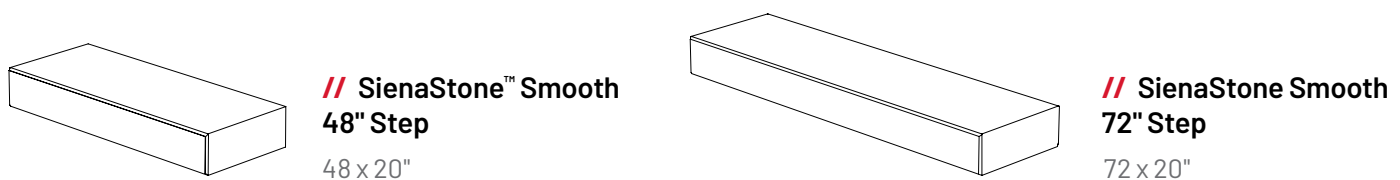


COPING



STEPS

See page 200 for product details



ENDURACOLOR™

Beacon Hill™

COLLECTION


From contemporary to traditional, this collection has something for everyone





ENTRANCES
& DRIVEWAYS

PATIOS & POOL DECKS



STEPS & COPING



VERTICAL FEATURES



SMOOTH PAVERS AND WALLS



FOSSIL



GRANITE FUSION



OPAL BLEND



OAT BEIGE

FLAGSTONE PAVERS / PITCHED WALLS




FOSSIL



GRANITE FUSION

COPING



DARK CHARCOAL

WALL ACCENT




BLACK GRANITE


TEXTURED WALLS



FOSSIL




GRANITE FUSION



OPAL BLEND




DARK CHARCOAL



Beacon Hill™ COLLECTION

SMOOTH AND FLAGSTONE PAVERS

See page 110-112 for product details



RANDOM BUNDLE

// 22½ x 15

// 15 x 15

// 7½ x 15



// 7½ x 15

Smooth Only

SMOOTH SLAB

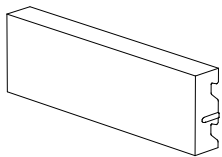
See page 114 for product details



// 22½ x 37½"

SMOOTH, PITCHED AND TEXTURED WALL AND STEP

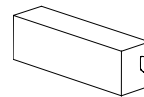
See pages 183-186 for product details



// U-Cara Fascia Panel

18 x 6"

// U-Cara Accent



9 x 3"

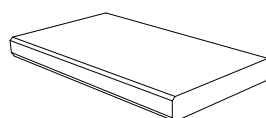
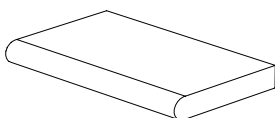
// 2 Unit Corner Bundle

21 x 6"

9 x 6"

SMOOTH COPING

See page 201 for product details



// 24 x 14"

Fullnose or Chamfered

ENDURACOLOR™

Urban™

COLLECTION


Out with the old, in with the Urban!





PATIOS & POOL DECKS

ENTRANCES
& WALKWAYS



STEPS & COPING



VERTICAL FEATURES





INDIANA BUFF



STERLING



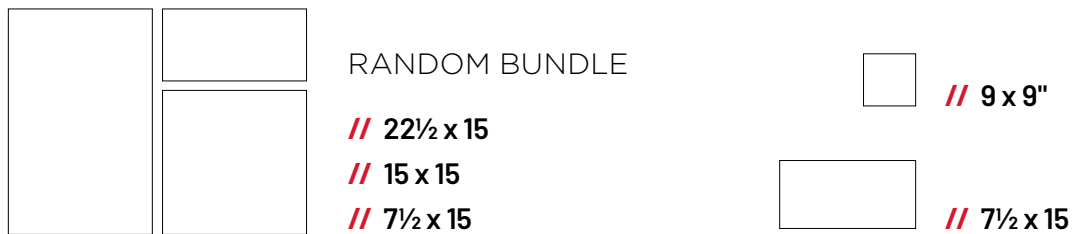
DARK CHARCOAL



Urban™ COLLECTION

PAVERS

See pages 162 for product details



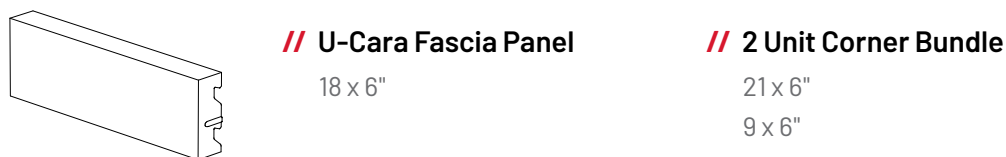
SLABS

See pages 162 for product details



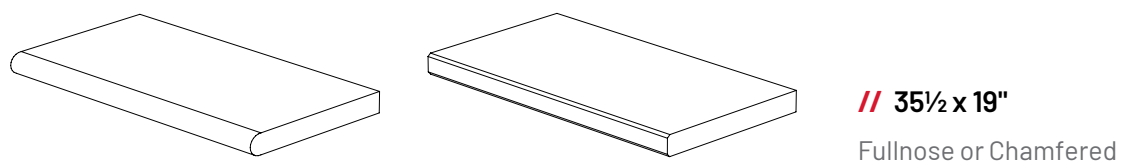
WALL AND STEP

See pages 183-186 for product details



COPING

See page 197 for product details



ENDURACOLOR™

Umbriano®

COLLECTION

Sleek, modern look of granite





PATIOS & POOL DECKS


DRIVEWAYS & ENTRANCES



STEPS & COPING



VERTICAL FEATURES



FRENCH GREY



GRENADA WHITE



SUMMER WHEAT



WINTER MARVEL




MIDNIGHT SKY



Umbriano® COLLECTION

PAVERS AND SLABS

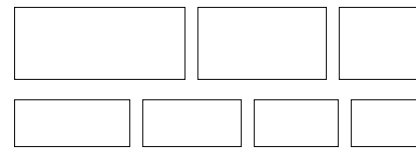
See pages 156 - 160 for product details



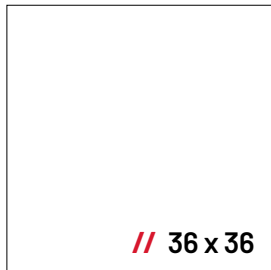
RANDOM BUNDLE

- // 21 x 14
- // 14 x 14
- // 7 x 14


ARTLINE BUNDLE



// 7 units



// 36 x 36



// 18 x 36



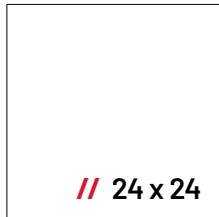
// 8 x 16



// 7 x 14



// Eco-Hex



// 24 x 24



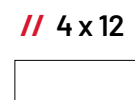
// 21 x 35



// 12 x 24



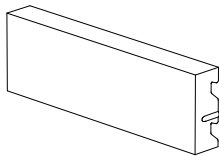
// 8 x 24



// 4 x 12

WALL AND STEPS

See pages 183-186 for product details



// U-Cara Fascia Panel

18 x 6"

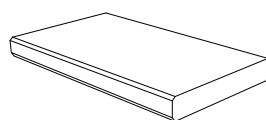
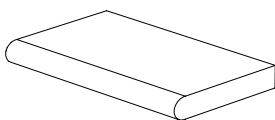
// 2 Unit Corner Bundle

21 x 6"

9 x 6"

COPING

See page 198 for product details



// 24 x 14"

Fullnose or Chamfered

ENDURACOLOR™

Arcana™

COLLECTION

A bold choice for contemporary luxury





PATIOS & POOL DECKS

ENTRANCES
& WALKWAYS



STEPS & COPING



VERTICAL FEATURES




SLABS



MODENA



CORVARA



VIVANTO

SMOOTH WALL



DARK CHARCOAL



OPAL BLEND

NATURAL STONE STEPS & COPING



CASCADE



STONE CLIFF GREY




BLACK RIVER



Arcana™ COLLECTION

SLABS

See page 106 for product details



// 24 x 24



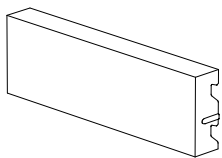
// 18 x 24



// 12 x 24

SMOOTH WALL

See pages 183-186 for product details

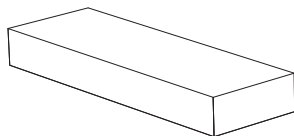


// U-Cara Fascia Panel
18 x 6"

// 2 Unit Corner Bundle
21 x 6"
9 x 6"

NATURAL STONE STEPS

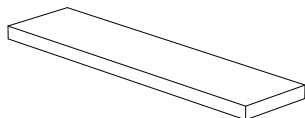
See page 203 for product details



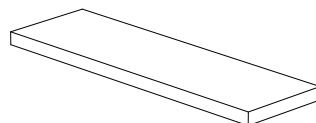
// 48 x 16"
Rockface or Straight Edge

NATURAL STONE COPING

See page 203 for product details



// 48 x 12"



// 48 x 14" Fullnose, Rockface and Straight Edge

Natural Stone

PRODUCT LINE

Natural beauty that endures





PATIOS

ENTRANCES
& WALKWAYS



POOL DECKS


STEPS & COPING




Natural Stone

INDIVIDUAL SLABS


Sawn Edge



24 x 24
 $23\frac{3}{4} \times 23\frac{3}{4} \times \frac{7}{8}$ "
 590 x 590 x 22mm



12 x 24
 $11\frac{1}{2} \times 23\frac{3}{4} \times \frac{7}{8}$ "
 290 x 590 x 22mm



24 x 36
 $23\frac{3}{4} \times 35 \times \frac{7}{8}$ "
 590 x 890 x 22mm




18 x 24
 $17\frac{3}{8} \times 23\frac{3}{4} \times \frac{7}{8}$ "
 440 x 590 x 22mm

4 UNIT RANDOM BUNDLE

Sawn Edge


Stone Cliff Grey and Hearthstone only




24 x 24
 $23\frac{3}{4} \times 23\frac{3}{4} \times 1\frac{1}{2}$ "
 590 x 590 x 38mm



12 x 24
 $11\frac{1}{2} \times 23\frac{3}{4} \times 1\frac{1}{2}$ "
 290 x 590 x 38mm



24 x 36
 $23\frac{3}{4} \times 35 \times 1\frac{1}{2}$ "
 590 x 890 x 38mm




18 x 24
 $17\frac{3}{8} \times 23\frac{3}{4} \times 1\frac{1}{2}$ "
 440 x 590 x 38mm




CASCADE SANDSTONE ▲ NEW



GREYFIELD SANDSTONE



BLACK RIVER LIMESTONE



STONE CLIFF GREY SANDSTONE

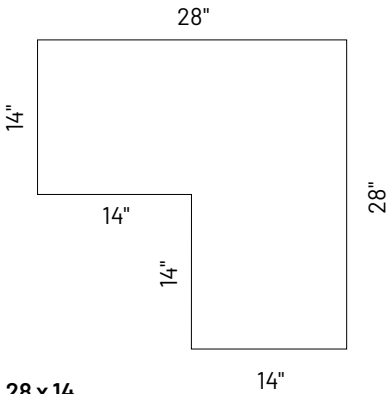


HEARTHSTONE LIMESTONE ▲ NEW
 Slabs only

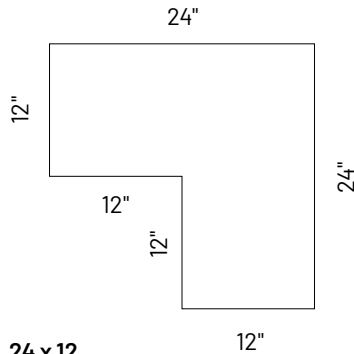
NEW CORNER COPING

Fullnose and Straight Edge

Corner coping provides seamless 90° corners for pool, walls and so much more.



28 x 14
28 x 14 x 2"
710 x 355 x 50

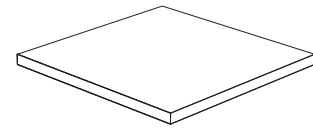


24 x 12
23⁵/₈ x 11⁷/₈ x 2"
600 x 300 x 50

NEW INSERT COPING

Sawn Edge

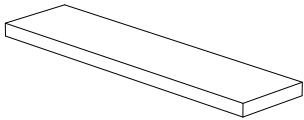
Insert coping is ideal for those retractable pool covers. Allowing easy access while keeping a continuous look and feel.



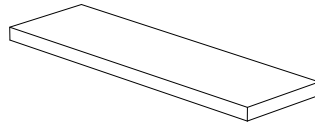
24 x 24 x 2"
600 x 600 x 50mm

COPING

Fullnose, Rockface and Straight Edge



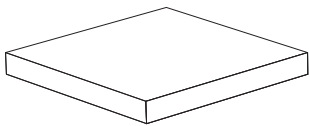
48 x 12
47¹/₂ x 11⁷/₈ x 2"
1200 x 300 x 50



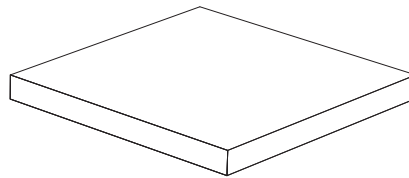
48 x 14
47¹/₂ x 14 x 2"
1200 x 355 x 50

PILLAR CAPS

Rockface and Straight Edge



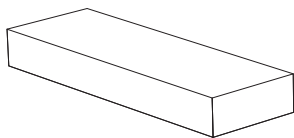
24" PILLAR CAP
23⁵/₈ x 23⁵/₈ x 2⁵/₈"
600 x 600 x 64mm



28" PILLAR CAP
28 x 28 x 2⁵/₈"
710 x 710 x 64mm

STEP

Rockface and Straight Edge



48 x 16
47¹/₄ x 15³/₄ x 5⁷/₈"
1200 x 400 x 150

EDGE DETAILS



Fullnose



Rockface



Straight Edge



Elegance

PRODUCT LINE

Deep rich colors and timeless textures






ENTRANCES
& WALKWAYS



DRIVEWAYS



PATIOS



VERTICAL FEATURES



Scan here for
project inspiration.

Copthorne®

Inspired by the enduring charm of European street pavers, Copthorne combines classic beauty with exceptional strength—up to four times that of traditional concrete. Crafted from varied stone textures, its authentic, richly colored surface elevates any space with sophistication and lasting resilience, making it the ultimate choice for a timeless elegance.

See page 120 for product details

 **ELEGANCE™**






Scan here for
project inspiration.

Courtstone®

With its polished finish and old-world sophistication, Courtstone transforms driveways and walkways into luxurious landscapes. Cast from authentic European cobblestones yet manufactured for exceptional interlock and ease of installation, its rich, versatile color palette makes Courtstone a go-to for creating striking driveways, intricate borders, and standout banding accents.

See page 122 for product details





Scan here for
project inspiration.


Richcliff®

Inspired by the rugged beauty of natural cut flagstone, Richcliff blends durability with timeless aesthetics for driveways, patios, and commercial spaces. Its multitude of stone textures create a seamlessly random, organic look that echos nature's design, yet it's built to withstand the elements without cracking or fading. Richcliff delivers timeless beauty with lasting resilience.

See page 144 for product details

 **ELEGANCE™**





Scan here for
project inspiration.

Town Hall®

Modeled after iconic North American clay pavers, Town Hall brings historic charm to traditional and permeable landscapes alike. Its deep colors and classic silhouette are ideal for borders, statement accents or driveways. Each paver is cast from a blend of surfaces to deliver a vintage, streetscape allure that enriches any project with a sense of heritage.

See page 150 for product details







Rivercrest®

Designed to evoke the timeless beauty of stacked flagstone, Rivercrest offers the elegance and character of natural stone with the durability, affordability, and ease of installation of a high-quality wall system. Perfect for garden walls and pillars, Rivercrest blends seamlessly with any landscape, offering an award-winning solution for modern yet classic outdoor design.



See page 180 for product details



Buff with Ledgestone™ coping





Pavers & Slabs

From traditional shapes and textures to the most advanced technology and unique styles, the choices available in our paver collection are unrivaled in the industry.



PRODUCT PAIRINGS



Pool & Wall Coping

Umbriano® Coping
See page 198



Walls

U-Cara® Umbriano Finish
See page 183



Steps

U-Cara® Umbriano Finish
See page 183

TOP Corvara


BOTTOM Modena

Color selection should be chosen from actual samples.



Arcana™

Exclusive to **UNILOCK**



AVORIO



MODENA




CORVARA



VIVANTO

INDIVIDUAL UNITS PEDESTRIAN ONLY

Enhanced Surface



24 x 24
23⁷/₈ x 23⁷/₈ x 2"
606 x 606 x 50mm



18 x 24
17⁷/₈ x 23⁷/₈ x 2"
453 x 606 x 50mm



12 x 24
11⁷/₈ x 23⁷/₈ x 2"
301 x 606 x 50mm



PRODUCT PAIRINGS



Pool & Wall Coping

BeaconHill™ Coping
See page 201



Walls

U-Cara®
See page 183



Steps

SienaStone™ Smooth
See page 200

TOP Granite Fusion with Mattoni™ (Dark Charcoal) accent **Vertical Features:** Lineo™ Dimensional Stone (Granite) with Beacon Hill™ (Granite Fusion) coping

BOTTOM Umbriano finish mix (Winter Marvel and French Grey) blended on site

Color selection should be chosen from actual samples.



Artline™



SMOOTH FINISH



FOSSIL



GRANITE FUSION



STERLING

NEW UMBRIANO® FINISH - EASYCLEAN



WINTER MARVEL



FRENCH GREY



MIDNIGHT SKY

7 UNIT RANDOM BUNDLE DRIVE FRIENDLY



7½ x 17¾ x 3⅛"
 187 x 450 x 80mm

7½ x 13⅜ x 3⅛"
 187 x 338 x 80mm

7½ x 8⅞ x 3⅛"
 187 x 225 x 80mm



4⅞ x 12 x 3⅛"
 125 x 305 x 80mm

4⅞ x 10¼ x 3⅛"
 125 x 260 x 80mm

4⅞ x 8¾ x 3⅛"
 125 x 219 x 80mm

4⅞ x 7⅝ x 3⅛"
 125 x 193 x 80mm



PRODUCT PAIRINGS



Pool & Wall Coping

Beacon Hill™ Coping
See page 201



Walls

U-Cara® Pitched
See page 183



Steps

SienaStone™ Smooth
See page 200

TOP Fossil with Holland Premier™ (Dark Charcoal) accents
Vertical Features: U-Cara™ (Pitched Fossil) and (Smooth Dark Charcoal) banding with Brussels Fullnose™ (Charcoal)

BOTTOM Granite Fusion with Cophorne (Basalt) and Beacon Hill Smooth (Opal Blend) accents.
U-Cara Pitched (Granite Fusion) retaining wall with Opal Blend accent and Natural Stone coping and steps.

Beacon Hill™ Flagstone



GRANITE FUSION




FOSSIL



3 UNIT RANDOM BUNDLE 60MM & 80MM

60mm not suitable for vehicular applications.
80mm can handle vehicular loads.



Large Rectangle
15 x 22½ x 2⅜ (3⅛)"
380 x 570 x 60 (80) mm

Small Rectangle
7½ x 15 x 2⅜ (3⅛)"
190 x 380 x 60 (80) mm

Square
15 x 15 x 2⅜ (3⅛)"
380 x 380 x 60 (80) mm




PRODUCT PAIRINGS



Pool & Wall Coping

Beacon Hill™ Coping
See page 201



Walls

U-Cara® Smooth
See page 183



Steps

SienaStone™ Smooth
See page 200

TOP Granite Fusion with Copthorne® (Basalt) accents

BOTTOM Granite Fusion with Dark Charcoal accent

Color selection should be chosen from actual samples.



Beacon Hill™ Smooth



SMOOTH FINISH




GRANITE FUSION



FOSSIL

NEW EASYCLEAN TECHNOLOGY



OPAL BLEND


▲ NEW



OAT BEIGE

▲ NEW

3 UNIT RANDOM BUNDLE 60MM & 80MM



Large Rectangle
15 x 22½ x 2⅜ (3⅛)"
380 x 570 x 60 (80) mm

Small Rectangle
7½ x 15 x 2⅜ (3⅛)"
190 x 380 x 60 (80) mm

Square
15 x 15 x 2⅜ (3⅛)"
380 x 380 x 60 (80) mm

60mm not suitable for vehicular applications.
80mm can handle vehicular loads.

SMALL RECTANGLE SOLD SEPARATELY



Opal Blend



Granite Fusion



Oat Beige



Fossil



Dark Charcoal

7½ x 15 x 2⅜ (3⅛)"
190 x 380 x 60 (80) mm



Color selection should be chosen from actual samples.

Fossil




Beacon Hill™ Slabs



SMOOTH FINISH




GRANITE FUSION



FOSSIL

NEW EASYCLEAN TECHNOLOGY



OPAL BLEND


▲ NEW



OAT BEIGE

▲ NEW

INDIVIDUAL UNIT PEDESTRIAN ONLY



22½ x 37½ x 2⅜"
570 x 950 x 60mm




PRODUCT PAIRINGS



Pool & Wall Coping

Beacon Hill™ Coping
See page 201



Walls

U-Cara® Smooth
See page 183



Steps

SienaStone™ Smooth
See page 200

TOP Fossil with Copthorne® (Basalt) accent


BOTTOM Steel Mountain with Copthorne® (Basalt) accent

Color selection should be chosen from actual samples.




Bristol Valley®

Exclusive to **UNILOCK**




STEEL MOUNTAIN



FOSSIL




3 UNIT RANDOM BUNDLE PEDESTRIAN ONLY



Large Rectangle
 15 x 22½ x 2⅜"
 380 x 570 x 60mm

Small Rectangle
 7½ x 15 x 2⅜"
 190 x 380 x 60mm

Square
 15 x 15 x 2⅜"
 380 x 380 x 60mm



PRODUCT PAIRINGS



Pool & Wall Coping

Brussels Dimensional
See page 118



Walls

Brussels Dimensional
See page 172



Steps

Natural Stone
See page 203

TOP Sandstone with Town Hall® (Burgundy Red) and Courtstone® (Basalt) accents

BOTTOM Sandstone

Color selection should be chosen from actual samples.

Brussels Block®



SANDSTONE



SIERRA

▲ NEW



LIMESTONE

CHARCOAL
XL, Standard and fullnose

INDIVIDUAL UNITS DRIVE FRIENDLY

Antiqued Finish



XL Stone
8 $\frac{1}{4}$ x 13 $\frac{3}{4}$ x 2 $\frac{3}{4}$ "
208 x 348 x 70mm



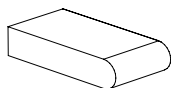
Standard Stone
6 $\frac{7}{8}$ x 8 $\frac{1}{4}$ x 2 $\frac{3}{4}$ "
173 x 208 x 70mm



Half Stone
4 x 6 $\frac{7}{8}$ x 2 $\frac{3}{4}$ "
104 x 173 x 70mm

FULLNOSE COPING

Antiqued Finish




5 $\frac{7}{8}$ x 11 $\frac{7}{8}$ x 2 $\frac{3}{8}$ "
150 x 300 x 60mm



PRODUCT PAIRINGS



Pool & Wall Coping
 Umbriano®
 See page 198



Walls
 Rivercrest® Wall
 See page 180



Steps
 Natural Stone
 See page 203

TOP 3 Color Blend (Blended on site)
BOTTOM 3 Color Grey Blend (Blended on site)

Color selection should be chosen from actual samples.



Copthorne®

Exclusive to **UNILOCK**



BURGUNDY RED




BURNT CLAY




OLD OAK




3 COLOR BLEND
Blended on Site




ARCTIC GREY



STEEL BLUE




BASALT



3 COLOR GREY BLEND
Blended on Site

INDIVIDUAL UNIT DRIVE FRIENDLY

 $2\frac{5}{8} \times 7\frac{7}{8} \times 2\frac{3}{8}$ "
65 x 200 x 60mm



PRODUCT PAIRINGS



Pool & Wall Coping

Umbriano®
See page 198



Walls

Rivercrest® Wall
See page 180



Steps

Natural Stone
See page 203

TOP Basalt, Belgian Blue, and Dawn Mist (Blended on Site) with Copthorne® accents

BOTTOM Basalt with Umbriano® (Summer Wheat) walkway

Color selection should be chosen from actual samples.



Courtstone®

Exclusive to **UNILOCK**



BASALT




BELGIAN BLUE



BASALT / BELGIAN BLUE Blended on Site



DAWN MIST




PEBBLE TAUPE



DAWN MIST / PEBBLE TAUPE
Blended on Site

5 UNIT RANDOM BUNDLE DRIVE FRIENDLY




XL Rectangle
5 1/8 x 8 3/8 x 2 3/8"
130 x 215 x 60mm

Large Rectangle
5 1/8 x 7 1/4 x 2 3/8"
130 x 185 x 60mm

Small Rectangle
5 1/8 x 5 3/4 x 2 3/8"
130 x 145 x 60mm

Rectangle
5 1/8 x 6 1/2 x 2 3/8"
130 x 165 x 60mm

Square
5 1/8 x 5 1/8 x 2 3/8"
130 x 130 x 60mm

Eco-Hex™ 

ENDURACOLOR™

 EasyClean™



WINTER MARVEL



FRENCH GREY

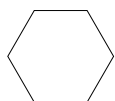


MIDNIGHT SKY

INDIVIDUAL UNIT PERMEABLE DRIVE FRIENDLY

Umbriano® Finish

Exclusive to **JNIOCK**



8 x 8
7⁷/₈ x 7⁷/₈ x 2³/₈"
200 x 200 x 60mm


Color selection should be chosen from actual samples.

French Grey, Winter Marvel and Midnight Sky (Blended on site)

Eco-Priora™ Premier

ENDURACOLOR™

ECO-HEX / ECO-PRIORA PREMIER



OPAL BLEND



STEEL GREY BLEND



INDIVIDUAL UNIT PERMEABLE DRIVE FRIENDLY

5 x 10

4 3/4 x 9 1/2 x 3 1/8"

120 x 240 x 80mm



Color selection should be chosen from actual samples.

Steel Grey Blend

Eco-Promenade®

ENDURACOLOR™

EcoTerra 



NEW



LIGHT OPAL BLEND



LIGHT STEEL GREY BLEND



EcoTerra
Reduced carbon emissions and
refined surface protection

INDIVIDUAL UNIT PERMEABLE DRIVE FRIENDLY _____ Enhanced Surface

4 x 12
3 7/8 x 11 7/8 x 3 1/8"
100 x 300 x 80mm 



Color selection should be chosen from actual samples.

Light Steel Grey Blend

Eco-Promenade® Smooth

ENDURACOLOR™



OPAL BLEND

INDIVIDUAL UNIT PERMEABLE DRIVE FRIENDLY

3 x 12

2⁷/₈ x 11⁷/₈ x 3⁷/₈"

75 x 300 x 100mm



Color selection should be chosen from actual samples.

Opal Blend with Custom accent



PRODUCT PAIRINGS



Pool & Wall Coping

Umbriano®
See page 198



Walls

U-Cara® Umbriano
See page 183



Steps

Natural Stone
See page 203

TOP Granito (Sabia Hex) with Copthorne® (Basalt) border and U-Cara® Smooth (Granite Fusion) wall with Ledgestone™ (Buff) coping

BOTTOM Granito (Notte Hex)

Color selection should be chosen from actual samples.



Granito™

Exclusive to **UNILOCK**



3 UNIT RANDOM BUNDLE

FLAGSTONE TEXTURE



NOTTE




SABIA



SCURO

PEDESTRIAN ONLY



Large Rectangle
14¼ x 21¼ x 2⅜"
360 x 540 x 60mm

Small Rectangle
7 x 14¼ x 2⅜"
180 x 360 x 60mm

Square
14¼ x 14¼ x 2⅜"
360 x 360 x 60mm

HEX UNIT DRIVE FRIENDLY

SMOOTH TEXTURE



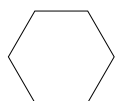
NOTTE



SABIA



SCURO



8 x 8
7⅞ x 7⅞ x 2¾"
200 x 200 x 70mm

Granito™ Mix

ENDURACOLOR™



NOTTE BLEND

3 FINISH MIXED BUNDLE DRIVE FRIENDLY



7 x 14 x 3/8"
180 x 360 x 80mm



7 x 14 x 3/8"
180 x 360 x 80mm



7 x 14 x 3/8"
180 x 360 x 80mm

Exclusive to **JNIOLOCK**

Color selection should be chosen from actual samples.

Notte Blend

Il Campo®

ENDURACOLOR™

GRANITO MIX / IL CAMPO



DARK CHARCOAL



GRANITE BLEND



LIGHT GREY




SANDSTONE

70MM & 80MM DRIVE FRIENDLY

Brushed Finish



4 x 8
 $3\frac{3}{8} \times 7\frac{7}{8} \times 2\frac{3}{4}$ "
 100 x 200 x 70mm
 Dark Charcoal only




7 x 14
 $7 \times 14\frac{1}{4} \times 3\frac{1}{8}$ "
 180 x 360 x 80mm
 Dark Charcoal only



8 x 16
 $7\frac{7}{8} \times 15\frac{3}{4} \times 2\frac{3}{4}$ "
 200 x 400 x 70mm
 All Colors

100MM DRIVE FRIENDLY

See page 140 for additional finishes.



8 x 24
 $7\frac{7}{8} \times 23\frac{3}{8} \times 4$ "
 200 x 600 x 100mm
 Not available in Sandstone



4 x 12
 $3\frac{7}{8} \times 11\frac{7}{8} \times 4$ "
 100 x 300 x 100mm
 Not available in Sandstone



Color selection should be chosen from actual samples.

Granite Blend

Hollandstone™ & Double Holland



NATURAL



SIERRA



GRANITE



CHARCOAL

INDIVIDUAL UNITS DRIVE FRIENDLY



Hollandstone - 4 x 8
 $3\frac{7}{8} \times 7\frac{7}{8} \times 2\frac{3}{8}$ "
 100 x 200 x 60mm



Double Holland - 8 x 8
 $7\frac{7}{8} \times 7\frac{7}{8} \times 2\frac{3}{8}$ "
 200 x 200 x 60mm

Not available in Sierra




Color selection should be chosen from actual samples.

Granite with Cophorne® (Basalt) accent

Holland Premier™

ENDURACOLOR™

HOLLANDSTONE / HOLLAND PREMIER



GRANITE FUSION



OPAL BLEND



DARK CHARCOAL



INDIVIDUAL UNITS DRIVE FRIENDLY



4 x 8
3 7/8 x 7 7/8 x 2 3/8"
100 x 200 x 60mm

Color selection should be chosen from actual samples.

Granite with Dark Charcoal accent




PRODUCT PAIRINGS



Pool & Wall Coping

BeaconHill™ Coping
See page 201



Walls

U-Cara® Smooth
See page 183



Steps

SienaStone™ Smooth
See page 200

TOP Granite Fusion and Dark Charcoal mix (Blended on site)

BOTTOM Sable Blend with Beacon Hill™ Smooth accent

Color selection should be chosen from actual samples.



Mattoni™


Exclusive to **UNILOCK**



ANTIQUED FINISH



GRANITE FUSION



DARK CHARCOAL



SABLE BLEND

GRANITO BRUSHED FINISH



NOTTE



SCURO

See page 128 for
additional Granito sizes.

INDIVIDUAL UNIT DRIVE FRIENDLY



2 3/8 x 9 1/2 x 2 3/4"
60 x 240 x 70mm



PRODUCT PAIRINGS



Pool & Wall Coping

Pisa™ Smooth
See page 199



Walls

Pisa Smooth
See page 176



Steps

SienaStone™ Smooth
See page 200

TOP Dusky with Charcoal accent

BOTTOM Safari with Copthorne® (Basalt)

Color selection should be chosen from actual samples.

Metro™



SAFARI




DUSK



CHARCOAL 60mm slab and Rectangle only

3 UNIT RANDOM BUNDLE DRIVE FRIENDLY



Large Rectangle
10 x 15 x 2³/₄"
250 x 375 x 70mm

Square
10 x 10 x 2³/₄"
250 x 250 x 70mm

Small Rectangle
5 x 10 x 2³/₄"
125 x 250 x 70mm

SLABS PEDESTRIAN



15 x 29⁷/₈ x 2³/₄"
380 x 760 x 60mm



17³/₄ x 35¹/₂ x 3⁷/₈"
450 x 900 x 100mm

Ask us about our base stabilization systems for driveway installation.

SMALL RECTANGLE SOLD SEPARATELY



5 x 10 x 2³/₄"
125 x 250 x 70m
Charcoal only

Nordic Cobble™


ENDURACOLOR™



OPAL BLEND



GRANITE FUSION



DARK CHARCOAL

INDIVIDUAL UNIT PERMEABLE DRIVE FRIENDLY

Exclusive to **UNILOCK**



Trapezoid
3⁵/₈ x 3³/₄ x 2³/₈"
89.9 x 94 x 60mm



Color selection should be chosen from actual samples.

Dark Charcoal with Beacon Hill™ Smooth (Granite Fusion)



PRODUCT PAIRINGS



Pool & Wall Coping

Beacon Hill™ Coping
See page 201



Walls

U-Cara Pitched
See page 183



Steps


SienaStone™ Smooth
See page 200



FOSSIL



GRANITE FUSION




STERLING



DARK CHARCOAL
Small Rectangle only

3 UNIT RANDOM BUNDLE DRIVE FRIENDLY



Large Rectangle
17¾ x 11⅞ x 2¾"
450 x 300 x 70mm

Square
11⅞ x 11⅞ x 2¾"
300 x 300 x 70mm

Small Rectangle
5⅞ x 11⅞ x 2¾"
150 x 300 x 70mm

SMALL RECTANGLE SOLD SEPARATELY



5⅞ x 11⅞ x 2¾"
150 x 300 x 70mm
Dark Charcoal only





PRODUCT PAIRINGS



Pool & Wall Coping

Beacon Hill™ Coping
See page 201



Walls

U-Cara® Pitched
See page 183



Walls

U-Cara Smooth
See page 183



Steps

SienaStone™ Smooth
See page 200

TOP Opal Blend, Steel Grey Blend, Granite Blend and Black Granite with Beacon Hill™ Slab (Opal Blend) banding

BOTTOM Opal Blend, Steel Grey Blend, Granite Blend and Black Granite

Color selection should be chosen from actual samples.


Promenade™




SMOOTH FINISH DRIVE FRIENDLY



OPAL BLEND




8 x 24
7⁷/₈ x 23⁵/₈ x 4"
200 x 600 x 100mm



STEEL GREY BLEND



4 x 16
3⁷/₈ x 15³/₄ x 4"
100 x 400 x 100mm



SANDY BEIGE 4x12 Only




4 x 12
3⁷/₈ x 11⁷/₈ x 4"
100 x 300 x 100mm

IL CAMPO FINISH DRIVE FRIENDLY


Brushed Finish



LIGHT GREY



8 x 24
7⁷/₈ x 23⁵/₈ x 4"
200 x 600 x 100mm




GRANITE BLEND



4 x 12
3⁷/₈ x 11⁷/₈ x 4"
100 x 300 x 100mm

See page 130 for additional shapes.



DARK CHARCOAL

SERIES FINISH DRIVE FRIENDLY

Exposed Granite



BLACK GRANITE



8 x 24
7⁷/₈ x 23⁵/₈ x 4"
200 x 600 x 100mm

See page 147 for additional shapes.



4 x 12
3⁷/₈ x 11⁷/₈ x 4"
100 x 300 x 100mm



PRODUCT PAIRINGS




Pool & Wall Coping

Beacon Hill™ Coping
See page 201



Walls

U-Cara™ Pitched
See page 183



Walls

U-Cara Smooth
See page 183



Steps


SienaStone™ Smooth
See page 200

TOP Frost with Cophorne® (Basalt) accent

BOTTOM Metallic Grey

Color selection should be chosen from actual samples.

Revela™



FROST




METALLIC GREY



SAVANNAH

3 UNIT RANDOM BUNDLE DRIVE FRIENDLY




Large Rectangle
14 x 21 x 3/8"
360 x 540 x 80mm

Small Rectangle
7 x 14 x 3/8"
180 x 360 x 80mm

Square
14 x 14 x 3/8"
360 x 360 x 80mm

Enhanced Surface

SLAB PEDESTRIAN ONLY



2 1/4 x 35 1/2 x 2 3/8"
540 x 900 x 60mm

4 x 12 DRIVE FRIENDLY



Metallic Grey only

3 7/8 x 11 7/8 x 4"
100 x 300 x 100mm



PRODUCT PAIRINGS



Pool & Wall Coping

Umbriano
See page 198



Walls

Rivercrest® Wall
See page 180



Steps

Natural Stone
See page 203

TOP Dawn Mist and Pebble Taupe (Blended on Site)

BOTTOM Smoke Shale (Large Rectangle)




Richcliff®


Exclusive to **UNILOCK**



SMOKE SHALE



DAWN MIST

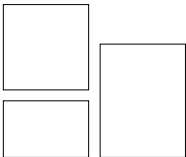


PEBBLE TAUPE



PEBBLE TAUPE / DAWN MIST
Blended on Site

3 UNIT RANDOM BUNDLE DRIVE FRIENDLY



Rectangle	Square	Small Rectangle
8 ⁷ / ₈ x 11 ⁷ / ₈ x 2 ³ / ₈ "	8 ⁷ / ₈ x 8 ⁷ / ₈ x 2 ³ / ₈ "	5 ⁷ / ₈ x 8 ⁷ / ₈ x 2 ³ / ₈ "
226 x 300 x 60mm	226 x 226 x 60mm	150 x 226 x 60mm

LARGE RECTANGLE PEDESTRIAN ONLY



11⁷/₈ x 20⁷/₈ x 2³/₈"
302 x 528 x 60mm



TOP Umbriano (French Grey)

BOTTOM Umbriano (Grenada White)

Color selection should be chosen from actual samples.




Skyline™

Perfect for roof decks and
other raised floor applications.




UMBRIANO™ FINISH


Exclusive to **JNIOLOCK**




SUMMER WHEAT



WINTER MARVEL



GRENADA WHITE



FRENCH GREY



MIDNIGHT SKY

SMOOTH FINISH




OPAL BLEND
ENDURACOLOR



LIGHT GREY
TRADITIONAL

INDIVIDUAL UNITS PEDESTRIAN ONLY



24 x 24
23⁵/₈ x 23⁵/₈ x 2"
600 x 600 x 50mm



12 x 24
11⁷/₈ x 23⁵/₈ x 2"
300 x 600 x 50mm

Ask us about our new
Skyview™ pedestal system.



BLACK GRANITE



MOUNTAIN MIST



GLACIER

70MM DRIVE FRIENDLY

Exposed Granite

4 x 8
 $3\frac{7}{8} \times 7\frac{7}{8} \times 2\frac{3}{4}$ "
 100 x 200 x 70mm
 Black Granite only

8 x 8
 $7\frac{7}{8} \times 7\frac{7}{8} \times 2\frac{3}{4}$ "
 200 x 200 x 70mm
 All Colors

8 x 16
 $7\frac{7}{8} \times 15\frac{3}{4} \times 2\frac{3}{4}$ "
 200 x 400 x 70mm
 All Colors

100MM DRIVE FRIENDLY

See page 140 for additional finishes.

8 x 24
 $7\frac{7}{8} \times 23\frac{5}{8} \times 4$ "
 200 x 600 x 100mm
 Black Granite only

4 x 12
 $3\frac{7}{8} \times 11\frac{7}{8} \times 4$ "
 100 x 300 x 100mm
 Black Granite only



Soreno™

ENDURACOLOR™



SERIES / SORENO



TOSCANA BEIGE



LIGHT GRANITE



DARK CHARCOAL (*Blasted Surface*)

INDIVIDUAL UNIT PEDESTRIAN ONLY

Exclusive to **JNIOLOCK**



Enhanced Surface

16 x 32 x 2"
407 x 815 x 50mm

Color selection should be chosen from actual samples.

Dark Charcoal with Mattoni™ (Granite Fusion) paver rug Fire pit: U-Cara® Smooth (Granite Fusion)



PRODUCT PAIRINGS



Pool & Wall Coping

Umbriano
See page 198



Walls

Rivercrest® Wall
See page 180



Steps

Natural Stone
See page 203

TOP Basalt

BOTTOM 3 Color Blend



Town Hall®

Exclusive to **UNILOCK**



BURGUNDY RED



BURNT CLAY



OLD OAK




3 COLOR BLEND Blended on Site



BASALT

INDIVIDUAL UNIT PERMEABLE DRIVE FRIENDLY

 $3\frac{3}{8} \times 9\frac{7}{8} \times 2\frac{3}{4}$ "
100 x 250 x 70mm




PRODUCT PAIRINGS



Pool & Wall Coping

Beacon Hill™ Coping
See page 201



Walls

Quarry™ Smooth
See page 178



Steps

SienaStone™ Smooth
See page 200

Trevia™

SMOOTH FINISH



DUNE



STORM



PLATINUM

FLAMED FINISH



DUNE




STORM



PLATINUM

3 UNIT RANDOM BUNDLE 60MM & 80MM

60mm not suitable for vehicular applications.
80mm can handle vehicular loads.



Large Rectangle
15 x 22½ x 2⅜ (3⅛)"
380 x 570 x 60 (80)mm

Small Rectangle
7½ x 15 x 2⅜ (3⅛)"
190 x 380 x 60 (80)mm

Square
15 x 15 x 2⅜ (3⅛)"
380 x 380 x 60 (80)mm

SMALL RECTANGLE SOLD SEPARATELY

Smooth only



7½ x 15 x 2⅜ (3⅛)"
190 x 380 x 60 (80)mm

INDIVIDUAL UNIT PEDESTRIAN ONLY



12 x 24
11⅞ x 23⅝ x 2⅜"
300 x 600 x 60mm Smooth only

Treo® Smooth



PRODUCT PAIRINGS



Pool & Wall Coping

Pisa™ Smooth
See page 199



Walls

Pisa Smooth
See page 176



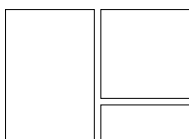
Steps

SienaStone™ Smooth
See page 200



GRANITE BLEND

3 UNIT RANDOM BUNDLE PERMEABLE DRIVE FRIENDLY



Large Rectangle
9¼ x 13¾ x 3⅛"
233 x 349 x 80mm

Square
9¼ x 9¼ x 3⅛"
233 x 233 x 80mm

Small Rectangle
4⅝ x 9¼ x 3⅛"
116 x 223 x 80mm

Color selection should be chosen from actual samples.

Granite Blend with Cophthorne® (Basalt) accent

Tribeca Cobble™

ENDURACOLOR™

TREO SMOOTH / TRIBECA COBBLE



CRYSTALLINE BASALT



PEPPERED GRANITE



Exposed Granite

3 UNIT RANDOM BUNDLE PERMEABLE DRIVE FRIENDLY



Color selection should be chosen from actual samples.

Crystalline Basalt with Peppered Granite accent



PRODUCT PAIRINGS



Pool & Wall Coping

Umbriano®
See page 198



Walls

U-Cara® Umbriano
See page 183



Steps

Natural Stone
See page 203

TOP Summer Wheat

BOTTOM Winter Marvel with Cophthorne® (Basalt) accents and Natural Stone steps

Color selection should be chosen from actual samples.




Umbriano®


50 & 60mm

UMBRIANO - 50 & 60MM


Exclusive to **UNILOCK**




SUMMER WHEAT



WINTER MARVEL



GRENADA WHITE




FRENCH GREY



MIDNIGHT SKY

3 UNIT RANDOM BUNDLE PEDESTRIAN ONLY



Large Rectangle
14 x 21 x 2³/₈"
360 x 540 x 60mm

Small Rectangle
7 x 14 x 2³/₈"
180 x 360 x 60mm

Square
14 x 14 x 2³/₈"
360 x 360 x 60mm

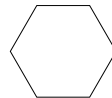
SMALL RECTANGLE
SOLD SEPARATELY

7 x 14 x 2³/₈"
180 x 360 x 60mm

INDIVIDUAL UNIT PEDESTRIAN ONLY

9 x 9 x 2³/₈"
228 x 228 x 60mm
Midnight Sky only

NEW ECO-HEX DRIVE FRIENDLY



8 x 8
7⁷/₈ x 7⁷/₈ x 2³/₈"
200 x 200 x 60mm
Winter Marvel, French Grey
and Midnight Sky

60MM SLABS PEDESTRIAN ONLY



21 x 35
21 x 35 x 2³/₈"
540 x 890 x 60mm




18 x 36
17³/₄ x 35¹/₂ x 2³/₈"
450 x 900 x 60mm

NEW 50MM SLABS PEDESTRIAN ONLY



12 x 24
11⁷/₈ x 23⁵/₈ x 2"
300 x 600 x 50mm



24 x 24
23⁵/₈ x 23⁵/₈ x 2"
600 x 600 x 50mm




Color selection should be chosen from actual samples.

Winter Marvel




Umbriano® 80mm


Exclusive to **UNILOCK**




SUMMER WHEAT



WINTER MARVEL



GRENADA WHITE




FRENCH GREY



MIDNIGHT SKY
7 x 14", 4 x 12" and Artline only

3 UNIT RANDOM BUNDLE DRIVE FRIENDLY



Large Rectangle
14 x 21 x 3/8"
360 x 540 x 80mm

Small Rectangle
7 x 14 x 3/8"
180 x 360 x 80mm

Square
14 x 14 x 3/8"
360 x 360 x 80mm

SMALL RECTANGLE SOLD SEPARATELY



7 x 14 x 3/8"
180 x 360 x 80mm

4 x 12 PERMEABLE DRIVE FRIENDLY



4 x 12
3 7/8 x 11 7/8 x 3/8"
100 x 300 x 80mm

See page 125 for additional finishes.


Available in French Grey, Winter Marvel
and Midnight Sky only

ARTLINE BUNDLE DRIVE FRIENDLY



7 Unit Random Bundle
See page 108 for details.

Available in French Grey, Winter Marvel and Midnight Sky only



Color selection should be chosen from actual samples.

Summer Wheat




Umbriano®


70 & 100mm




Exclusive to **JNIOCK**




SUMMER WHEAT



WINTER MARVEL



GRENADA WHITE



FRENCH GREY



MIDNIGHT SKY

70MM PEDESTRIAN ONLY



24 x 24
23 5/8 x 23 5/8 x 2 3/4"
600 x 600 x 70mm



8 x 24
7 7/8 x 23 5/8 x 2 3/4"
200 x 600 x 70mm

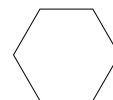


12 x 24
11 7/8 x 23 5/8 x 2 3/4"
300 x 600 x 70mm




8 x 16
7 7/8 x 15 3/4 x 2 3/4"
200 x 400 x 70mm

HEX
DRIVE FRIENDLY



8 x 8
7 7/8 x 7 7/8 x 2 3/4"
200 x 200 x 70mm

100MM PEDESTRIAN ONLY



36 x 36
35 1/2 x 35 1/2 x 3 7/8"
900 x 900 x 100mm



18 x 36
17 3/4 x 35 1/2 x 3 7/8"
450 x 900 x 100mm



PRODUCT PAIRINGS



Pool & Wall Coping

Urban Coping
See page 197



Walls

U-Cara® Smooth
See page 183



Steps

U-Cara
See page 183

PHOTOS Indiana Buff

Color selection should be chosen from actual samples.



Urban™




INDIANA BUFF



STERLING




LINEN BUFF
Slabs only



LINEN GREY
Slabs only

3 UNIT RANDOM BUNDLE PEDESTRIAN ONLY



Large Rectangle
15 x 22½ x 2⅜"
380 x 570 x 60mm

Small Rectangle
7½ x 15 x 2⅜"
190 x 380 x 60mm

Square
15 x 15 x 2⅜"
380 x 380 x 60mm

Indiana Buff and Sterling only

SMALL RECTANGLE SOLD SEPARATELY



7½ x 15 x 2⅜"
190 x 380 x 60mm

Indiana Buff and Sterling only

SLABS PEDESTRIAN ONLY



18 x 36
17¾ x 35½ x 2⅜"
450 x 900 x 60mm

*Indiana Buff
and Sterling only*

18 x 36
17¾ x 35½ x 4"
450 x 900 x 100mm



18 x 24
17¾ x 23⅝ x 2⅜"
450 x 600 x 60mm

Ask us about our base stabilization systems for driveway installation with 100mm.

INDIVIDUAL UNIT PEDESTRIAN ONLY



Dark Charcoal



9 x 9 x 2⅜"
228 x 228 x 60mm

Dark Charcoal only



PRODUCT PAIRINGS



Pool & Wall Coping

Pisa™ Smooth
See page 199



Walls

Pisa Smooth
See page 176



Steps

SienaStone™ Smooth
See page 200

TOP Safari

BOTTOM Cliffside Grey

Color selection should be chosen from actual samples.


Windermere™ Flagstone



SAFARI



DUSK




GRANITE BLEND



CLIFFSIDE GREY

3 UNIT RANDOM BUNDLE DRIVE FRIENDLY



Large Rectangle
14 x 21 x 2³/₄"
360 x 540 x 70mm

Small Rectangle
7 x 14 x 2³/₄"
180 x 360 x 70mm

Square
14 x 14 x 2³/₄"
360 x 360 x 70mm



PRODUCT PAIRINGS



Pool & Wall Coping

Pisa™ Smooth
See page 199



Walls

Pisa Smooth
See page 176



Steps


SienaStone™ Smooth
See page 200

TOP Granite Blend

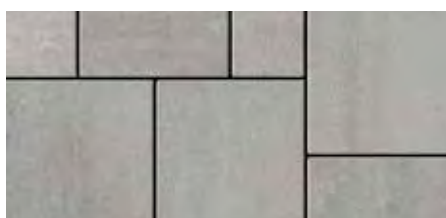
BOTTOM Cliffside Grey with Charcoal accent

Color selection should be chosen from actual samples.

Windermere™ Smooth




SAFARI



DUSK



CLIFFSIDE GREY




GRANITE BLEND



CHARCOAL Small Rectangle only

3 UNIT RANDOM BUNDLE DRIVE FRIENDLY




Large Rectangle
14 x 21 x 2³/₄"
360 x 540 x 70mm

Small Rectangle
7 x 14 x 2³/₄"
180 x 360 x 70mm

Square
14 x 14 x 2³/₄"
360 x 360 x 70mm

SMALL RECTANGLE DRIVE FRIENDLY




7 x 14 x 2³/₄"
180 x 360 x 70mm
Charcoal only

Porcelain Tile

Suitable for pool decks, wood decks, patios, entrances and concrete overlays.


12 x 24 PEDESTRIAN ONLY



12 x 24 x 3/4"
300 x 600 x 20mm

LANESBORO
BLUESTONE

24 x 24 PEDESTRIAN ONLY



LANESBORO
BLUESTONE



NOMINEE SAND



DIGNITARY LUMINARY WHITE

24 x 24 PEDESTRIAN ONLY



REKINDLE WHITE



NOMINEE TAUPE

24 x 24 x 3/4"
600 x 600 x 20mm

24 x 24 x 7/8"
600 x 600 x 22mm

32 x 32 PEDESTRIAN ONLY



ASSEMBLE PROXY

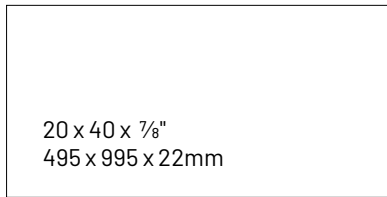


ASSEMBLE MAGISTRATE

32 x 32 x 7/8"
795 x 795 x 22mm




20 x 40 PEDESTRIAN ONLY



DELEGATE LIGHT GREY




16 x 48 PEDESTRIAN ONLY



AMBASSADOR VOYAGER BLACK




AMBASSADOR JET SETTER DUSK



COMMISSARY DEPUTY GREY



COMMISSARY BUREAU BROWN







Retaining Walls & Vertical Features

Unlimited creative possibilities exist for retaining soil or building vertical features like grill islands and fire pits.

Pavers: Treo® Smooth (Granite Fusion) and Granito™ (Sabia) Hex with Copthorne® (Basalt) accent
Wall: U-Cara® Wall Mount System with U-Cara Smooth Fascia Panels (Granite Fusion)



PRODUCT PAIRINGS



Paver

Brussels Block®
See page 118



Pool & Wall Coping

Brussels Fullnose™
See page 118



Pool & Wall Coping

Universal
See page 201



Steps

SienaStone™ Smooth
See page 200

TOP Limestone with Beacon Hill™ Smooth (Granite Fusion) paver

BOTTOM Sierra with Bristol Valley® (Steel Mountain) and Copthorne® (Basalt) accent pavers

Color selection should be chosen from actual samples.

Brussels Dimensional Stone®



LIMESTONE



SANDSTONE

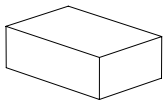


SIERRA

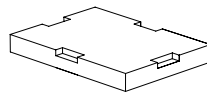
▲ **NEW**



CHARCOAL



STANDARD
11⁷/₈ x 7⁷/₈ x 3⁷/₈"
300 x 200 x 100mm



U-GRIP™ BASE UNIT
19 x 14 x 2¹/₄"
482 x 355 x 55mm

Available in Natural only

SUNSET FIRE PIT KITS



Available in round and square.
See page 190 for additional information.

Round not available in Charcoal.



PRODUCT PAIRINGS



Paver
Metro™
See page 136



Pool & Wall Coping
Universal
See page 201



Steps
SienaStone™ Smooth
See page 200

TOP Granite with Holland Premier™ (Dark Charcoal) banding and Treo® Smooth (Granite Fusion) pavers with Holland Premier (Dark Charcoal) accent

RIGHT Graphite with Granite accent and Natural Stone (Black River) coping

Color selection should be chosen from actual samples.

Lineo™ Dimensional Stone



SAFARI



DUSK

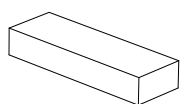


GRANITE

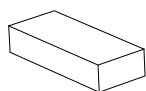


GRAPHITE

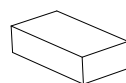
4 UNIT RANDOM BUNDLE



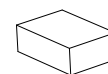
$23\frac{5}{8} \times 7\frac{7}{8} \times 3\frac{3}{8}$ "
600 x 200 x 100mm



$19\frac{3}{4} \times 7\frac{7}{8} \times 3\frac{3}{8}$ "
500 x 200 x 100mm



$15\frac{3}{4} \times 7\frac{7}{8} \times 3\frac{3}{8}$ "
400 x 200 x 100mm



$11\frac{7}{8} \times 7\frac{7}{8} \times 3\frac{3}{8}$ "
300 x 200 x 100mm

PILLAR / CORNER



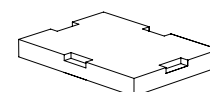
NEW
 $11\frac{7}{8} \times 7\frac{7}{8} \times 3\frac{3}{8}$ "
300 x 200 x 100mm

LINEO FIRE PIT



◀ NEW

Fire pit insert sold separately.
See page 190 for more details.



U-GRIP™ BASE UNIT
 $19 \times 14 \times 2\frac{1}{4}$ "
482 x 355 x 55mm

Available in Natural only



Standard and XL units can be used in conjunction to create an ashlar pattern.

PRODUCT PAIRINGS




Paver

Windermere™ Smooth
See page 166



Pool & Wall Coping

Pisa™ Smooth
See page 199



Steps


SienaStone™ Smooth
See page 200

TOP Granite Blend XL unit with Beacon Hill™ Smooth (Granite Fusion) with Natural Stone (Black River) pillar cap

BOTTOM Granite Blend with Universal Coping (Charcoal)

Color selection should be chosen from actual samples.

Pisa Smooth™




CHARCOAL



DUSK



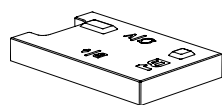
SAFARI



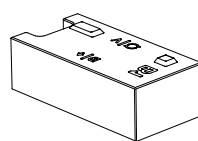
GRANITE BLEND



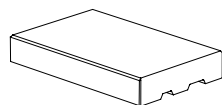
CLIFFSIDE GREY



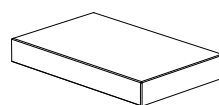
STANDARD/CORNER
 $21\frac{3}{4} \times 10\frac{7}{8} \times 3\frac{3}{8}$ "
 550 x 275 x 85mm



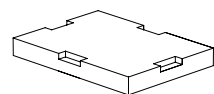
XL UNIT/CORNER
 $21\frac{3}{4} \times 10\frac{7}{8} \times 6\frac{3}{4}$ "
 550 x 275 x 170mm



COPING
 $21\frac{3}{4} \times 13\frac{7}{8} \times 3\frac{3}{8}$ "
 550 x 350 x 85mm



PILLAR
 $21\frac{3}{4} \times 10\frac{7}{8} \times 3\frac{3}{8}$ "
 550 x 275 x 85mm



**U-GRIP™
 BASE UNIT**
 $19 \times 14 \times 2\frac{1}{4}$ "
 482 x 355 x 55mm

Available in Natural only

Pisa™



PRODUCT PAIRINGS



Paver
Hollandstone™
See page 131



Pool & Wall Coping
Pisa™
See page 199



Steps
SienaStone™
See page 200



NATURAL



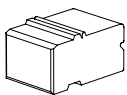
GRANITE



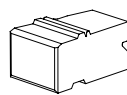
SIERRA



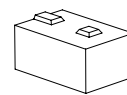
INDIVIDUAL UNITS



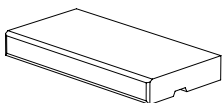
STANDARD
12 x 8 x 6"
300 x 200 x 150mm



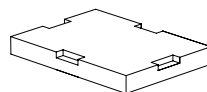
TAPERED
12 x 8 x 6"
300 x 200 x 150mm



CORNER
12 x 8 x 6"
300 x 200 x 150mm



24" COPING
24 x 12 x 3"
600 x 300 x 75mm



U-GRIP™ BASE UNIT
19 x 14 x 2 1/4"
482 x 355 x 55mm

Available in Natural only

Color selection should be chosen from actual samples.

Sierra with Sierra Coping and Beacon Hill™ Flagstone (Granite Fusion) pavers

Quarry™ Smooth

NEW

PISA / QUARRY SMOOTH



PRODUCT PAIRINGS




Paver
Windermere™ Smooth
See page 166




Pool & Wall Coping
Universal™
See page 201



Steps
SienaStone™ Smooth
See page 200



NATURAL GREY

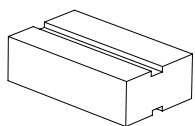


CHARCOAL

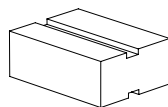


SANDSTONE

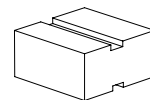
3 UNIT RANDOM BUNDLE



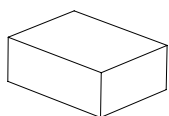
15" Unit
15(12) x 9 x 4½"
380 x 230 x 114mm



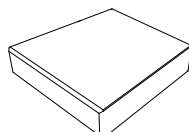
12" Unit
12(9) x 9 x 4½"
305 x 230 x 114mm



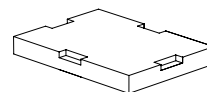
9" Unit
9(6) x 9 x 4½"
230 x 230 x 114mm



**STANDARD/
CORNER**
12 x 9 x 4½"
307 x 230 x 114mm



COPING
12(9) x 12 x 3"
305 x 305 x 75mm



**U-GRIP™
BASE UNIT**
19 x 14 x 2¼"
482 x 355 x 55mm

Available in Natural only

Color selection should be chosen from actual samples.

Sandstone with Charcoal accent and Ledgestone coping (Buff)



TOP Coastal Slate with Richcliff® (Dawn Mist) pavers

LEFT Coastal Slate with Cophorne® (Basalt) accent and LedgeStone™ (Grey) coping

RIGHT Coastal Slate with Natural Stone (Black River) coping

Color selection should be chosen from actual samples.

Rivercrest® Wall



Exclusive to **JNIBLOCK**



COASTAL SLATE



BUFF

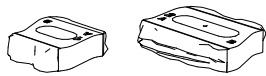


2013

Rivercrest received the "red dot" award for high design quality and innovation.

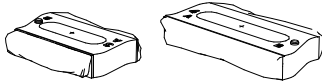


4 UNIT RANDOM BUNDLE



Standard Unit 1
8 x 9-10 x 2¼"
200 x 230-250 x 57mm

Standard Unit 2
12 x 9-10 x 2¼"
300 x 230-250 x 57mm



Standard Unit 3
12 x 9-10 x 2¼"
300 x 230-250 x 57mm

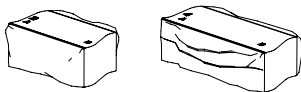
Standard Unit 4
17 x 9-10 x 2¼"
425 x 230-250 x 57mm

4 UNIT JUMPER BUNDLE **COMING SOON**



Jumper Unit 1
8 x 9-10 x 4½"
200 x 230-250 x 114mm

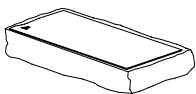
Jumper Unit 2
12 x 9-10 x 4½"
300 x 230-250 x 114mm



Jumper Unit 3
12 x 9-10 x 4½"
300 x 230-250 x 114mm

Jumper Unit 4
17 x 9-10 x 4½"
425 x 230-250 x 114mm

2 UNIT CORNER BUNDLE



Long Corner Unit
17½ x 9-10 x 2¼"
450 x 230-250 x 57mm

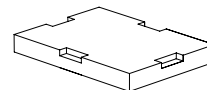


Short Corner Unit
14½ x 9-10 x 2¼"
375 x 230-250 x 57mm

RIVERCREST FIRE PIT KIT **COMING SOON**



Fire pit kit insert sold separately. See page 190 for more details.



**U-GRIP™
BASE UNIT**
19 x 14 x 2¼"
482 x 355 x 55mm
Available in Natural only

PILLAR UNIT

COMING SOON

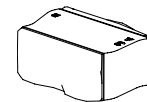


20 x 20 x 4½"
500 x 500 x 114mm
Center opening 9 x 9"



Completed Unit Shown
Pillar cap Sold Separately

JUMPER CORNER UNIT



COMING SOON
12 x 9-10 x 4½"
450 x 230-250 x 114mm

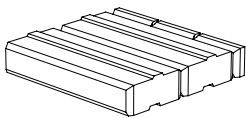


SienaStone™

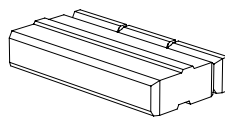


NATURAL

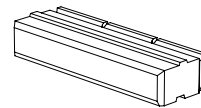
INDIVIDUAL UNITS



STANDARD 925
 $37\frac{1}{2} \times 47\frac{1}{4} \times 7\frac{1}{4}$ "
 925 x 1200 x 185mm

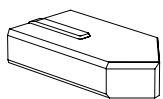


STANDARD 500
 $20 \times 47\frac{1}{4} \times 7\frac{1}{4}$ "
 500 x 1200 x 185mm

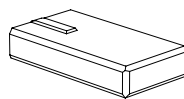


STANDARD 333
 $13 \times 47\frac{1}{4} \times 7\frac{1}{4}$ "
 333 x 1200 x 185mm

CORNER UNITS

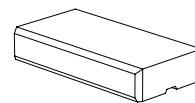


CORNER 45°
(LEFT & RIGHT)
 $20 \times 43\frac{1}{3} \times 7\frac{1}{4}$ "
 500 x 1100 x 185mm



CORNER 90°
(LEFT & RIGHT)
 $20 \times 43\frac{1}{3} \times 7\frac{1}{4}$ "
 500 x 1100 x 185mm

COPING



$20 \times 47\frac{1}{4} \times 7\frac{1}{4}$ "
 500 x 1200 x 185mm

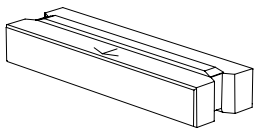
Color selection should be chosen from actual samples.



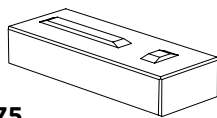
SienaStone™ Smooth



INDIVIDUAL UNITS



STANDARD 375
 $14\frac{3}{4} \times 47\frac{1}{4} \times 7"$
 $375 \times 1200 \times 180\text{mm}$

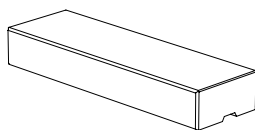


CORNER 375
 $14\frac{3}{4} \times 38\frac{3}{8} \times 7"$
 $375 \times 975 \times 180\text{mm}$

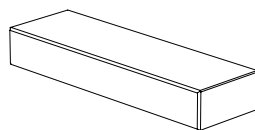


GRANITE BLEND

COPING



COPING 383
 $15 \times 47\frac{1}{4} \times 7"$
 $383 \times 1200 \times 180\text{mm}$



CLOSED-END COPING 383
 $15 \times 47\frac{1}{4} \times 7"$
 $383 \times 1200 \times 180\text{mm}$



SAFARI

U-Cara® Multi-Face Wall System

Exclusive to **JNIBLOCK**


ENDURACOLOR™ FASCIA PANELS



SMOOTH




OPAL BLEND



LINEN GREY




GRANITE FUSION



LINEN BUFF




FOSSIL



DARK CHARCOAL




INDIANA BUFF



STERLING

SERIES 3"



BLACK GRANITE

UMBRIANO®



SUMMER WHEAT




GRENADA WHITE



WINTER MARVEL



FRENCH GREY



MIDNIGHT SKY

PITCHED




FOSSIL




GRANITE FUSION


SUBWAY



INDIANA BUFF



OPAL BLEND



DARK CHARCOAL


LAVANO



FOSSIL



GRANITE FUSION




INDIANA BUFF **NEW**


NEOLINE



INDIANA BUFF



STERLING



TOP Granite Fusion Smooth with Dark Charcoal accent and Arcana™ pavers

LEFT Indiana Buff Subway with Urban™ slabs

RIGHT Dark Charcoal Smooth

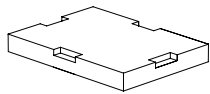
Color selection should be chosen from actual samples.

U-Cara® Multi-Face Wall System

2019
U-Cara received the
"red dot" award for high design
quality and innovation.

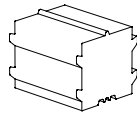



1 BASE UNIT

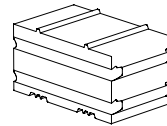


**U-GRIP™
BASE UNIT**
19 x 14 x 2 1/4"
482 x 355 x 55mm
Available in Natural only

2 BACKER BLOCKS



**SureTrack
Standard**
7 1/2 x 5 7/8 x 5 7/8"
190 x 150 x 150mm

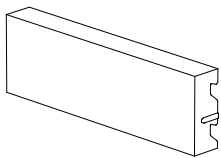


**SureTrack
Large Backer
Corner/Pillar**
11 5/8 x 7 1/2 x 5 7/8"
294 x 190 x 150mm

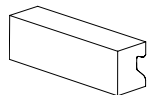


**SureTrack
Corner Insert**
L = 2"
50mm

3 FASCIA PANELS

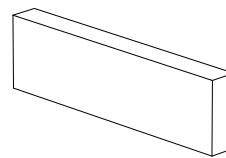


6" Standard Fascia
18 3/8 x 2 3/8 x 5 7/8"
466 x 60 x 150mm

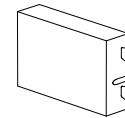


3" Series Panel
9 x 2 3/8 x 2 7/8"
231 x 60 x 71mm

2 UNIT CORNER BUNDLE



Closed-End Fascia Panel
20 7/8 x 2 3/8 x 5 7/8"
530 x 60 x 150mm



Standard Fascia Half Panel
9 1/4 x 2 3/8 x 5 7/8"
233 x 60 x 150mm


4 FASCIA PANEL STYLES



SMOOTH



PITCHED



UMBRIANO®



3" SERIES™



SUBWAY



LAVANO



NEOLINE

5 COPING

BEACON HILL™



SEE PAGE 201

NATURAL STONE



SEE PAGE 203

UMBRIANO



SEE PAGE 198

UNIVERSAL COPING



SEE PAGE 201

URBAN



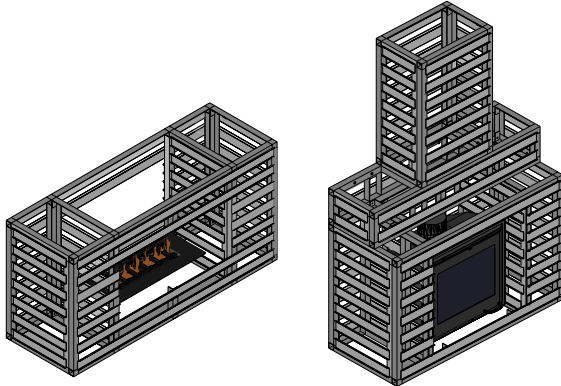
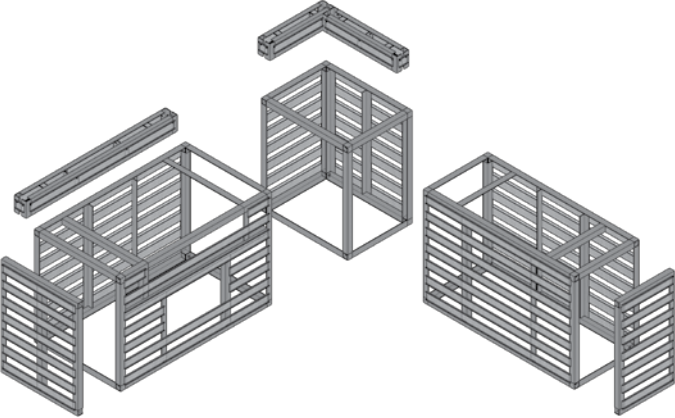
SEE PAGE 197



TOP Winter Marvel with Umbriano(French Grey)pavers and Umbriano coping
LEFT Indiana Buff Smooth with Umbriano® coping and Urban™ pavers
RIGHT Granite Fusion Pitched with Umbriano French Grey and Copthorne® (Basalt) accents with LedgeStone coping and Pillar Cap

U-Cara® Modular System

Our U-Cara Modular System offers a variety of aluminium frames that can be mixed and matched to construct vertical features like grill islands, fire features and pillars.



Speak to your contractor to select a design and a U-Cara fascia panel finish to suit your project.

U-Cara® Wall Mount System

The U-Cara Wall Mount System allows you to put the finishing touches on your project by cladding existing structures with U-Cara fascia panels.



Ideal for garden sheds, wing walls, exposed foundation, existing steps or concrete and wood substrates.

Fire pits and Fire Features

Imagine flames crackling on a cool night, curling up under the stars with friends and family, and sipping a warm cup of hot chocolate. Soak up that sense of bliss from your backyard with a Unilock fire pit!





U-Cara

HEAT DAMAGE PREVENTION

To ensure a long-lasting fire feature, direct exposure to extreme heat from an open flame should be avoided. Always construct fire features with a protective heat barrier such as a metal insert, refractory blocks or approved firebrick to prevent potential heat damage.

NOTE: Large fires and extreme heat are detrimental to concrete.

SUNSET FIRE PIT KIT See page 172 for colors.



FIRE PIT INSERT

Fire pit insert included and fits securely into the fire pit.

Round and Square shapes available.

LINEO FIRE PIT See page 174 for colors.



FIRE PIT INSERT

Fire pit insert fits securely into the fire pit. **Sold separately.**

Outdoor Kitchens

There's nothing more fun than cooking alfresco. An outdoor kitchen is an entire, defined space dedicated to preparing meals among family and friends, but with a much livelier backdrop!



Learn about things to consider when designing your outdoor kitchen.





U-Cara

Design Considerations

Think about how you'll use the space, the outdoor appliances you need, the best location for a kitchen in your yard, and how it will weather in the elements over time.



Rivercrest™ Wall




Lineo Dimensional Stone

From a practical side, an outdoor kitchen is an extension of your home's living and entertaining space, allowing you to make the most of your backyard.

Water Features & Pillars

From fountains and ponds, to waterfalls and custom water features, these soothing additions are a popular way to enhance your landscape design.




Elevate your outdoor space to new heights by incorporating pillars into your design. With varying heights and functions, pillars create a sense of permanence and strength while also adding visual flair. Take it a step further by incorporating landscape lighting into your pillars to set the mood at night.

Creative Ideas

The versatility of Unilock products provides a playground for your imagination. From mixing patterns and colors to create a custom sports court, to utilizing Unilock wall systems to beautify a utilitarian window well, the possibilities are endless!



This small storage area becomes a thing of beauty, paved with Unilock Beacon Hill™ Smooth and Universal Coping treads.







Steps, Treads, Coping & Caps

From classic, fullnose shapes to pitched-face edges, our steps, treads and coping offer a wide variety of choices for the finishing touch on your project.

Urban™ Coping


ENDURACOLOR™



INDIANA BUFF



STERLING



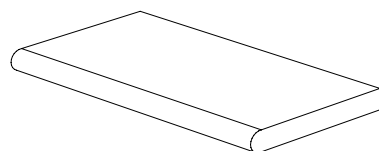
DARK CHARCOAL



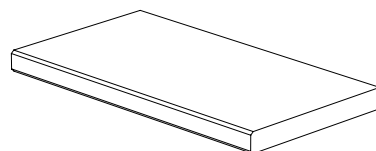
LINEN BUFF



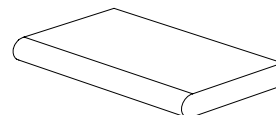
LINEN GREY



FULLNOSE
35½ x 19 x 2⅜"
900 x 485 x 60mm

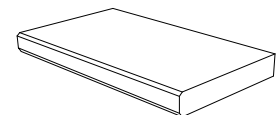


CHAMFERED
35½ x 19 x 2⅜"
900 x 485 x 60mm



FULLNOSE
24 x 14 x 2⅜"
600 x 360 x 60mm

NEW SIZE



CHAMFERED
24 x 14 x 2⅜"
600 x 360 x 60mm

NEW SIZE

Color selection should be chosen from actual samples.

Umbriano® Coping


ENDURACOLOR™

Exclusive to **JNLOCK**

STEPS, TREADS, COPING & CAPS



SUMMER WHEAT



GRENADA WHITE



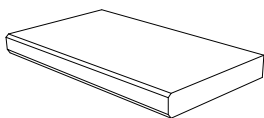
WINTER MARVEL



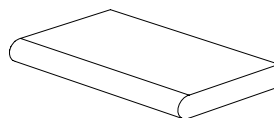
FRENCH GREY



MIDNIGHT SKY



CHAMFERED
24 x 14 x 2³/₈"
600 x 360 x 60mm



FULLNOSE
24 x 14 x 2³/₈"
600 x 360 x 60mm

Color selection should be chosen from actual samples.

Pisa™ Smooth Coping



DUSK



SAFARI



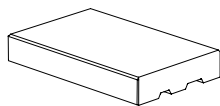
CLIFFSIDE GREY



GRANITE BLEND



CHARCOAL



COPING
21³/₄ x 13⁷/₈ x 3³/₈"
550 x 350 x 85mm

Pisa Coping



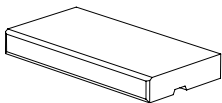
GRANITE



NATURAL



SIERRA



24" COPING
23⁵/₈ x 11⁷/₈ x 3"
600 x 300 x 75mm



SienaStone™ Smooth Step



DUSK



SAFARI



CLIFFSIDE GREY



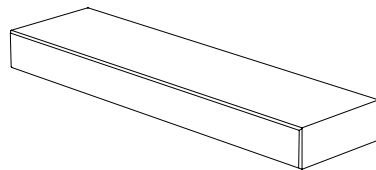
GRANITE BLEND



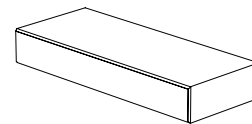
NOTE: 2 Edge details available on the same unit (Chamfer and Rounded)
Contact a Unilock representative for more information.



CHARCOAL



72" STEP
70¾ x 20 x 7"
1800 x 500 x 180mm
Not available in Cliffside Grey



48" STEP
47¼ x 20 x 7"
1200 x 500 x 180mm

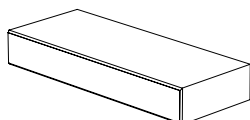
SienaStone Step



GRANITE



NATURAL



48" STEP
47¼ x 19¾ x 7⅝"
1200 x 500 x 185mm



Beacon Hill™ Coping

ENDURACOLOR™



OPAL BLEND



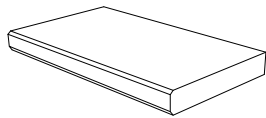
GRANITE FUSION



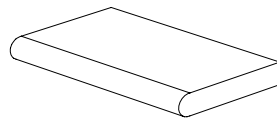
FOSSIL



OAT BEIGE



CHAMFERED
24 x 14 x 2³/₈"
600 x 360 x 60mm



FULLNOSE
24 x 14 x 2³/₈"
600 x 360 x 60mm



Universal Coping

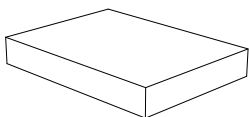
ENDURACOLOR™



LIGHT GREY



DARK CHARCOAL




COPING/STEP
19 x 14 x 2³/₄"
482 x 355 x 70mm



Ledgestone™ Coping & Pillar Cap

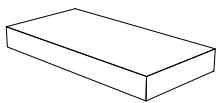
SPECIAL ORDER PRODUCT



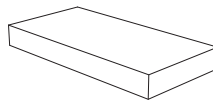
BUFF



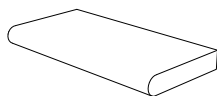
GREY



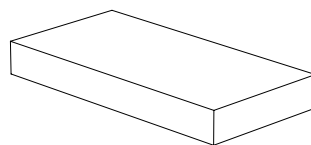
ROCKFACE COPING
24 x 12 x 2³/₄"
610 x 305 x 70mm



ROCKFACE CLOSED-END COPING
24 x 12 x 2³/₄"
610 x 305 x 70mm



FULLNOSE COPING
24 x 12 x 2³/₈"
610 x 305 x 70mm



48" ROCKFACE STEP
48 x 24 x 6"
1220 x 610 x 150mm

While quantities last

Color selection should be chosen from actual samples.

Natural Stone Coping, Steps & Pillar Caps



CASCADE

▲ NEW



BLACK RIVER



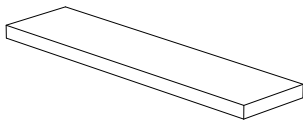
GREYFIELD



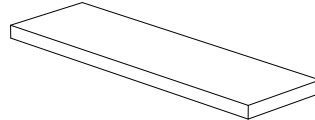
STONE CLIFF GREY

COPING

Fullnose, Rockface and Straight Edge



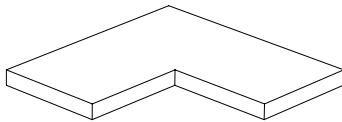
48 x 12
 $47\frac{1}{2} \times 11\frac{7}{8} \times 2"$
 1200 x 300 x 50



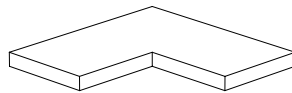
48 x 14
 $47\frac{1}{2} \times 14 \times 2"$
 1200 x 355 x 50

NEW CORNER COPING

Fullnose and Straight Edge



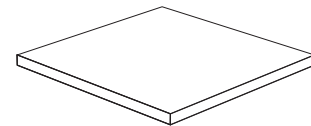
28 x 14
 $28 \times 14 \times 2"$
 710 x 355 x 50



24 x 12
 $23\frac{5}{8} \times 11\frac{7}{8} \times 2"$
 600 x 300 x 50

NEW INSERT COPING

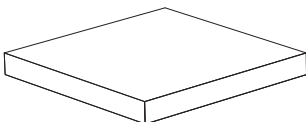
Sawn Edge



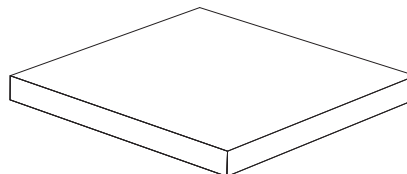
$24 \times 24 \times 2"$
 600 x 600 x 50mm

PILLAR CAPS

Rockface and Straight Edge



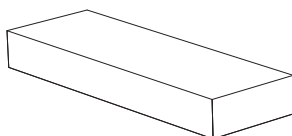
24" PILLAR CAP
 $23\frac{5}{8} \times 23\frac{5}{8} \times 2\frac{5}{8}"$
 600 x 600 x 64mm



28" PILLAR CAP
 $28 \times 28 \times 2\frac{5}{8}"$
 710 x 710 x 64mm

STEP

Rockface and Straight Edge




48 x 16
 $47\frac{1}{4} \times 15\frac{3}{4} \times 5\frac{7}{8}"$
 1200 x 400 x 150

EDGE DETAILS




Fullnose



Rockface



Straight Edge



Our natural stone coping pairs beautifully with Unilock pavers and slabs. See below for a list of popular combinations.

		NATURAL STONE COLORS			
		Black River	Cascade	Greyfield	Stone Cliff Grey
COMPLEMENTARY UNILOCK PAVER COLORS	Arctic Grey	•		•	
	Basalt		•	•	•
	Burgundy Red	•			•
	Burnt Clay				•
	Corvara	•			
	Dark Charcoal		•	•	•
	Dawn Mist	•	•		
	Fossil		•		•
	French Grey		•	•	
	Granite Fusion	•	•	•	•
	Grenada White	•	•	•	
	Light Granite	•	•		
	Midnight Sky	•			
	Modena			•	•
	Oat Beige	•	•		•
	Opal Blend	•			
	Sable Blend	•			•
	Sterling				•
	Summer Wheat	•			
	Vivanto	•		•	
Winter Marvel	•		•		

See page 90 for additional Natural Stone information.



Learn & Plan

Nothing ventured, nothing gained! Transform your hardscape ideas into bold, thrilling reality with the right help, knowledge and preparation. Unilock has the experts, the plans and the tools you need to succeed!



Finding the right Contractor

Even the best materials can be spoiled by subpar installation and craftsmanship, which is why choosing the right contractor for the job is the most crucial decision for your project. Remember that the cheapest quote is rarely the best option, so make sure to ask the right questions.



Guaranteed to do the job right.



Unilock Authorized Contractors have met our exacting standards for installation methods and business practices. Connect with us online, by phone or at one of our locations and we'll be happy to connect you with a contractor in your area who is guaranteed to do the job right. We stand behind our contractors with a 2-year workmanship guarantee.



Register online at [Unilock.com](https://www.unilock.com) and we'll match you with a Unilock Authorized Contractor in your area.

Contractor Checklist



1	Check Credentials	How long has the contractor been installing pavers and walls? Has the contractor installed projects in the past with the features you're considering?
2	Review Portfolio	Look at their past work. Great contractors will have a number of their projects to show off. Do they offer any type of design services and what is the cost for this? Is the contractor's style and design something you would like for your project?
3	Assess Workmanship	Ask to see a project or two that the contractor completed more than two years ago to see how their work has held up. Look for nice neat cuts and edge restraints that are still in place. Do they warranty their work? Have they had any warranty claims in the past?
4	Learn about the Crew	Some contractors will hire other companies to perform parts of the work, like lighting and irrigation. Be sure to ask how these sub-contractors will be vetted and managed.
5	Jobsite Preparation	What are the contractor's base preparation methods? What materials are used and why? Is there a standard procedure for base preparation or will the contractor assess your site's unique needs?
6	Schedule and Timeline	How far in advance are projects being booked and how long might your project take? What are the contractor's payment terms? Do they require a deposit upfront to secure the timing of the project?
7	Read the Fine Print	Does the contractor have the proper licensing for their work? Does the contractor have liability insurance and are employees covered by Workers Compensation? Will permits be required for the job and if so, who is responsible to secure them?
8	Listen to your Gut	Do you like and trust this contractor? Can you communicate easily? Will the person you are meeting now be on-site throughout the project, or will there be a different daily contact? Double check your gut impression by reaching out to references.



Scan here for our
Unilock Project
Planning Guide.

Unilock Resources

Your all-in-one resource hub to help kick-start your hardscape project, the Unilock way!

Unilock.com

Throughout your project journey we know you'll have lots of questions, and our website has answers. From the hundreds of topics covered in our Knowledge Center, to design advice and inspiration, we're here to help far beyond your selection of Unilock products.



Knowledge
Center



Design
Advice



Project
Planning Guide



Unilock Authorized
Contractors





Frequently Asked Questions

Do-It-Yourself Guides

Project Maintenance

Transferable Lifetime Guarantee





Come visit us in Georgetown Ontario

UNILOCK Outdoor Idea Center

See

An expansive display of Unilock products in a life-size outdoor setting

Talk

To our knowledgeable staff and we'll help you create a plan to achieve the outdoor space you're dreaming about.

Take

FREE samples of Unilock paver and wall products home with you.



287 Armstrong Ave, Georgetown, ON


Scan here for more information and a 3D virtual tour!



Please feel free to walk around and browse our Outdoor Idea Center at any time. Call 1-800-UNILOCK or visit Unilock.com for more details and staff hours.



UVISION[®]
 — 3D LANDSCAPE CREATOR —



3D Rendering Created with Uvision® 3D Design Software



Finished Project

While there are many contractors and designers who still prefer to draw by hand, more and more plans today are being created digitally and in 3D.

If you're having trouble imagining what your project will look like when it's complete, a 3D design can really help.

Speak to your contractor about how 3D design can help you visualize the possibilities for your project!

Connect with us online or by phone to find a qualified contractor who can prepare a 3D design for your project!

Build Basics



1 EXCAVATION

All outdoor projects should begin with the removal of grass and topsoil. The depth will be determined by two things:

1. **Soil Type** - Sandier soil requires less excavation than clay-based soil.
2. **Use** - Patios and walkways, which take lighter loads should require less excavation than driveways and retaining walls, which require deeper excavation.

Depth of excavation can be reduced significantly if a layer of DriveGrid is placed at the bottom of the excavation before gravel gets placed. Loose subsoil should always be compacted prior to installing DriveGrid and gravel.

A proper base ensures that your pavers and walls won't shift during freeze thaw cycles.

2 GRAVEL BASE

A gravel base is placed into the excavated area. Ideally, this gravel base will need to be:


- > **Strong enough** to support the weight of anything placed on the surface.
- > **Free draining** to allow water to escape the base and enter the subsoil. A perforated drain pipe in the gravel base may be necessary for retaining walls in order to direct water away from the wall's base.
- > **Extended** at least 6" (150mm) beyond the finished paver surface's edges.
- > **Compacted** in several layers, using the proper equipment.

3 BEDDING LAYER

On top of the firm gravel base, a 1" (25mm) layer of sand or tiny stone chips is spread out and smoothed. This layer enables the levelling or sloping of paver or wall units for drainage and smoothness.

Some contractors may recommend a poured concrete surface over a standard bedding layer, which is acceptable if the concrete is carefully poured and rests on a solid, well-drained base.

Note: Once concrete is poured, the height of paver or wall units can no longer be adjusted.



4 RESTRAINT SYSTEM

To prevent pavers from shifting, a concrete edge will be constructed or an edge restraint fixed with long metal spikes. For walls, adhesive can be used to secure rows of blocks together. Larger retaining walls may require geogrid every few layers to secure the wall into the soil that is being retained.

5 JOINT MATERIAL

There are three types of joint material to choose from:

Basic Jointing Sand – Years ago, this was the only joint material available. As it wears away, issues with weeds could arise. If you decide to choose basic sand, we advise using a joint stabilizing sealant and be ready to top up the sand as necessary.

Polymeric Sand – This special sand is blended with a binding ingredient to help it stay in place longer. Check with your local Unilock Dealer for the best jointing sand/compound for your project.

Resin Sand – Resin sands are the strongest jointing sand available, and have been proven to have the longest lifespan of any jointing sand. Different resin sands are available for various uses.

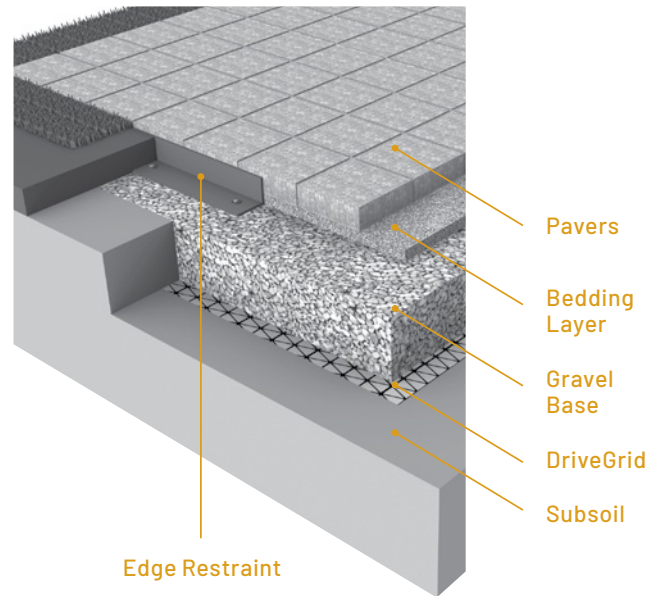
6 SEALING

Unilock pavers will be durable with or without a sealer. Some homeowners may choose to apply a sealer to enhance paver color, while others choose to appreciate the color of the pavers as they are. If you decide to seal, be prepared to re-seal your pavers every 3-5 years.

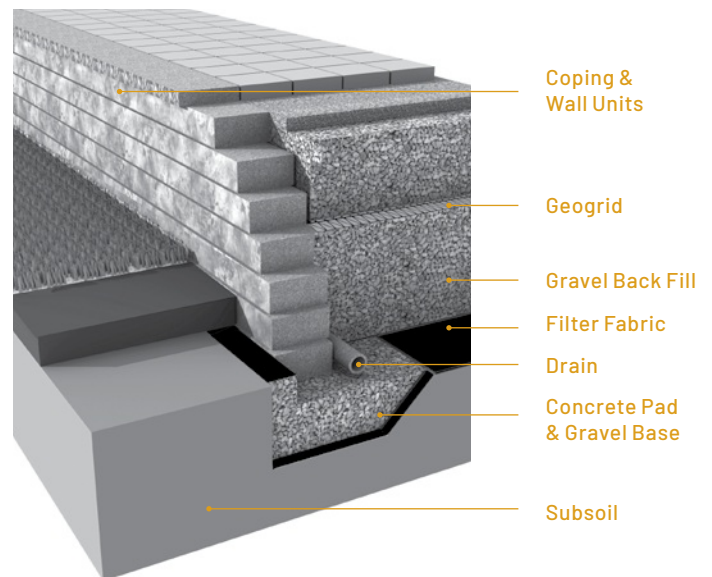
Factory-Sealed Products

Elegance® pavers and Unilock® pavers manufactured with EasyClean™ have been pre-sealed at the factory. To clean and brighten the surface at any time, a gentle power washing of the surface is recommended. If you wish to re-seal, wait a minimum of three years before applying sealant. Use only solvent-based sealants on factory-sealed products.

PAVER CONSTRUCTION



WALL CONSTRUCTION



Learn about frequently used terms in the hardscape industry.



Our Quality Commitment



Unilock was the first concrete paver manufacturer in North America to offer a Lifetime Guarantee, and since then we have continued to stand behind it to ensure customers are completely satisfied with our products. With almost 2 billion stones in the ground, that's quite the commitment!

Our products are better and stronger than other brands. In fact, our internal standards of manufacturing in the USA and Canada far exceed industry standards set by ASTM (American Society for Testing and Materials) and CSA (Canadian Standards Association) and other European organizations.

LIFETIME GUARANTEE - RESIDENTIAL

Our Transferable Lifetime Guarantee warrants the structural integrity of Unilock concrete paving stones and retaining wall units when used in residential applications. It covers any structural failure or deterioration of the concrete unit resulting from normal use or from the reasonable application of sodium chloride (common rock salt used for de-icing). StoneMark™ products have the same warranties as Unilock paving stones and retaining walls, but cannot be warrantied against damage resulting from de-icing products.

Any materials installed and maintained to our guidelines, and subject to normal wear, that prove defective, will be replaced without cost. Proof of purchase is required. Customers are encouraged to submit receipts to us as soon as their project is complete, using the Unilock Warranty Registration Form on our website (Unilock.com).

Purchasers need to ensure that the product they purchase is appropriate for their intended application; for example, only certain thicknesses of products are appropriate for driveways. Color matching of the replacement product and/or lost time cannot be guaranteed and labor costs related to installing replacement product is not included. Unilock reserves the right to seek a professional diagnosis and opinion to determine the exact cause of the product failure. If the failure falls within our warranty parameters, Unilock will replace the defective product.

EXCLUSIONS - Unfortunately, some things are beyond the control of Unilock, and are therefore not covered by this warranty. These include: naturally occurring efflorescence, hazing from polymeric jointing sand, scratching and chipping resulting from snow removal or construction equipment, damage caused by natural or un-natural disasters, or negligence by anyone other than Unilock. While EasyClean helps to increase a paver's resistance to staining from various substances, it does not make our products stain-proof nor does it resist every kind of stain. The Unilock warranty also does not cover deterioration or damage as a result of poor design or poor installation practices that are contrary to specifications as laid out by ICPI (Interlocking Concrete Pavement Institute) and the NCMA (National Concrete Masonry Association). For more information please visit www.icpi.org and www.ncma.org. Additionally, please refer to the Maintenance, Color and Installation Advisories.

MAINTENANCE ADVISORY

1. Cleaning and Sealing

As with anything that is outdoors, Unilock products are subject to harsh weather, dust, acid rain, leaf stains, water stains and general wear from foot or vehicular traffic. Therefore, periodic cleaning using environmentally safe detergents designed for cleaning concrete is recommended to maintain a bright, fresh appearance.

To make subsequent cleaning easier and more effective, a concrete sealer can be applied to new or cleaned products to help prevent the penetration of substances that can cause stains.

There are many types of concrete cleaners and sealers on the market. Always read the instructions carefully before using the product to make sure that it will function as expected. Testing first, in a small unobtrusive area, is always a good idea to ensure the results are acceptable. Consult your local hardscape dealer to find the products best suited for your paver or wall installation.

2. Winter Maintenance

Snow removal by way of metal blades on plows or shovels will scratch and chip the surface of pavers, causing permanent damage. To mitigate this risk, metal snow clearing blades must always have a polyurethane or rubber cutting edge attached when plowing pavers.

De-icing Salts - The use of de-icing products on paver surfaces is important for safety and to help mitigate snow accumulation. Most de-icing products will have some effect on concrete, even



Visit [Unilock.com](https://www.unilock.com) to register for your Transferable Lifetime Guarantee.

if the product label indicates that it is safe on concrete. If you must use a de-icing product, we recommend that you use Sodium Chloride (ordinary rock salt) or Calcium Chloride (for colder climates). Always apply sparingly. The use of de-icing products on StoneMark, wet-cast pavers, slabs or coping may damage the product and therefore is not recommended. Whenever possible use a coarse sand as an anti-slip measure instead of de-icing chemicals.

COLOR ADVISORY

1. Selection

Due to the inherently variable nature of printed materials and digital monitors, Unilock cannot guarantee that products will match the color of printed or online images. Therefore, when making final product selections, decisions should be made based on actual stones which are readily available from Unilock, Authorized Contractors or Authorized Dealers. Most Unilock products are not comprised of a single color, but rather contain blended colors for a more natural appearance. This means that there will be significant color variance from stone to stone, so purchasers should view multiple units together to get a more accurate impression of the overall color.

Note: Unilock Natural Stone variations are outside the control of Unilock. Purchasers of natural stone must be willing to accept this inherent variability.

2. Pre-installation checking

Always check the label to ensure that the Unilock product delivered to your project is the product and color ordered. If there is a discrepancy, or if the product

inside the packaging doesn't appear to be correct, contact your hardscape dealer before installing any pavers or wall units. If the product is installed, it indicates your acceptance of the products as delivered.

3. Blending

If the project requires more than one bundle of product it's always a good idea to draw product from several bundles when installing, as this ensures that any variation between bundles will be seamlessly integrated in the project. When bundles are from different production runs, random selection from multiple bundles is even more important.

4. Efflorescence

Efflorescence is a naturally occurring process that may appear as a white or light grey powder on the surface of concrete, clay or natural stone. It is temporary, and will disappear over time. However, if it is bothersome, an efflorescence cleaner can be used to remove it. There is no way to predict or prevent efflorescence. Because it does not compromise the structural integrity of the product, it is not covered by Unilock product warranties.

INSTALLATION ADVISORY

1. Construction Residue

While a certain amount of dirt on pavers and walls is inevitable during the construction phase, installers are strongly encouraged to clean as they go as construction residue can embed in the surface and become difficult to remove. The slurry produced during wet-saw cutting is particularly stubborn to clean if allowed to dry on the surface of pavers. Unilock warranties do not cover

stains caused by a failure to remove construction residue.

2. Polymeric Haze

Surface hazing caused by polymeric jointing sand is not the responsibility of Unilock. Polymeric jointing sand should only be installed by an experienced and knowledgeable contractor. Any sand that is left on the surface prior to activation will result in a haze that is very difficult and time-consuming to remove. Only the highest quality, brand name polymeric sand that is guaranteed by the manufacturer should be used.

3. Compaction Damage









Both smooth and textured paver surfaces can be scratched by compaction equipment used to 'flatten' a new paver installation. Therefore, metal plate compactors must be fitted with a polyethylene mat to protect the paver surface from becoming scratched, or a superior option is to use a rubber-roller compactor instead. Damage to product surfaces caused by failure to follow these instructions is not covered by Unilock product warranties.

FIRE PIT WARNING

Unilock warranties do not cover damage that is heat related. Wood-burning fire pits must be lined with a proper metal insert or refractory (fire-rated) brick to protect the concrete components from extreme exposure to heat. Extreme heat on a concrete surface may affect the structural integrity of the concrete and can be dangerous. The floor of the fire pit should always be constructed using refractory brick or a sand bed. For your safety, always use a spark screen over the fire.

Index

PAVERS AND SLABS

Arcana™	106
Artline™	108
Beacon Hill™ Flagstone	110
Beacon Hill Smooth	112
Beacon Hill Smooth Slabs	114
Bristol Valley®	116
Brussels Block®	118
Copthorne®	94 & 120
Courtstone®	96 & 122
Double Holland™	131
Eco-Hex™  NEW	123
Eco-Priora™ Premier 	124
Eco-Promenade™ / EcoTerra™ 	125
Eco-Promenade / Smooth 	126
Granito™	128
Granito Mix	129
Hollandstone™	131
Holland Premier™	132
Il Campo®	130
Mattoni™	134
Metro™	136
Natural Stone	87-90
Nordic Cobble™ 	137
Northshore™	138
Promenade™	140
Revela	142
Porcelain Tile	168
Richcliff®	98 & 144
Series™	147
Skyline™	146
Soreno™ NEW	148
Town Hall® 	100 & 150
Treo® Smooth 	153
Trevia™ NEW	152
Tribeca Cobble™ 	154
Umbriano®	156-160
Urban™	162
Windermere™ Flagstone	164
Windermere Smooth	166

RETAINING WALLS AND VERTICALS

Brussels Dimensional Stone®	172
Lineo™ Dimensional Stone	174
Pisa Smooth	176
Pisa™	177
Quarry™ Smooth NEW	178
Rivercrest® Wall	102 & 180
SienaStone™	181
SienaStone Smooth™	182
U-Cara®	183-186
U-Cara Modular System	187
U-Cara Wall Mount System	188

STEPS, TREADS, COPING & CAPS

Beacon Hill Coping	201
Ledgestone™	202
Natural Stone	203
Pisa Coping	199
Pisa Smooth Coping	199
Umbriano Coping	198
Universal Coping	201
Urban Coping	197
SienaStone Step	200
SienaStone Smooth Step	200

COVER

Beacon Hill Smooth with Copthorne accents and Rivercrest Wall with Natural Stone coping

COLLECTIONS

Arcana	84-86
Beacon Hill	72-74
Metro	68-70
Umbriano	80-82
Urban	76-78
Windermere	64-66

TOPICS OF INTEREST

Build Basics	214
Contractor Tips	208
Creative Ideas	194
EnduraColor™	56
Elegance™	91-102
EasyClean™	55
Fire pits & Fire Features	189
Finishes	52
Joint Material	54
Laying Patterns	50
Natural Stone	88 & 204
Outdoor Idea Center	211
Outdoor Kitchens	191
Pavers & Slabs	104
Permeable	60
Pillars	193
Retaining Walls	170
Steps, Treads, Coping & Pillar Caps	196
Sustainability	57
Unilock Resources	209
Unique Touches	54
Uvision	211
Water Features	193

Unilock Ltd. and Hengestone Holdings, Inc. are the owners or authorized users of all trademarks used in this publication unless otherwise specified. Umbriano® are trademarks of Metten Stein + Design GmbH & Co KG used under license by Unilock®. Measurements throughout this portfolio are nominal. Not all products shown are available at all Unilock locations. Log on to Unilock.com for availability. Colors shown in this catalog should be used only as a guide. Colors should always be chosen from actual samples. Contact your local Unilock representative for color availability in your area.



F O L L O W U S

@UNILOCK



@UNILOCKLIFE





TRANSFORMING
HARDSCAPES

CHICAGO
(630) 892-9191

MILWAUKEE
(262) 742-3890

KANSAS
(913) 417-7985

BOSTON
(508) 278-4536

NEW YORK
(845) 278-6700

MID-ATLANTIC
(202) 798-2060

MICHIGAN
(248) 437-7037

ONTARIO
(416) 646-9000

QUÉBEC
(450) 546-2797

CINCINNATI / KY / TN
(513) 202-0219

**OHIO / WESTERN PA
/ WNY & CNY**
(330) 927-4000

UNILOCK.COM 1-800-UNILOCK

